



## 1. Do you purchase water from the Village of Yellow Springs?

|     |  | Response<br>Percent      | Response<br>Count |
|-----|--|--------------------------|-------------------|
| Yes |  | 87.2%                    | 205               |
| No  |   | 12.8%                    | 30                |
|     |  | <b>answered question</b> | <b>235</b>        |
|     |  | <b>skipped question</b>  | <b>0</b>          |




## 2. How do you rate Village water by the following factors:

|               | Exceptionally poor | Very poor  | Poor              | Satisfactory       | Good       | Very good  | Exceptionally good | Rating Average           | Response Count |
|---------------|--------------------|------------|-------------------|--------------------|------------|------------|--------------------|--------------------------|----------------|
| Taste         | 1.7% (3)           | 8.6% (15)  | 17.8% (31)        | <b>31.6% (55)</b>  | 20.7% (36) | 14.4% (25) | 5.2% (9)           | 4.25                     | 174            |
| Hardness      | 23.4% (40)         | 23.4% (40) | <b>32.2% (55)</b> | 15.8% (27)         | 3.5% (6)   | 1.2% (2)   | 0.6% (1)           | 2.58                     | 171            |
| Staining      | 14.2% (24)         | 21.3% (36) | 22.5% (38)        | <b>32.0% (54)</b>  | 7.1% (12)  | 1.8% (3)   | 1.2% (2)           | 3.07                     | 169            |
| Cost          | 3.0% (5)           | 4.1% (7)   | 13.6% (23)        | <b>60.9% (103)</b> | 10.7% (18) | 5.3% (9)   | 2.4% (4)           | 3.98                     | 169            |
| Convenience   | 1.2% (2)           | 1.2% (2)   | 3.5% (6)          | <b>38.6% (66)</b>  | 17.0% (29) | 21.6% (37) | 17.0% (29)         | 5.02                     | 171            |
| Contaminants  | 4.3% (7)           | 6.8% (11)  | 13.7% (22)        | <b>42.2% (68)</b>  | 16.1% (26) | 12.4% (20) | 4.3% (7)           | 4.14                     | 161            |
| Health impact | 3.1% (5)           | 4.3% (7)   | 14.2% (23)        | <b>42.0% (68)</b>  | 21.0% (34) | 8.6% (14)  | 6.8% (11)          | 4.27                     | 162            |
|               |                    |            |                   |                    |            |            |                    | <b>answered question</b> | <b>174</b>     |
|               |                    |            |                   |                    |            |            |                    | <b>skipped question</b>  | <b>61</b>      |









### 3. How concerned are you about the following aspects of Village water?

|                          | Not concerned at all | Slightly concerned | Moderately concerned | Very concerned | Extremely concerned | Rating Average | Response Count |
|--------------------------|----------------------|--------------------|----------------------|----------------|---------------------|----------------|----------------|
| Taste                    | <b>35.6% (62)</b>    | 23.6% (41)         | 21.8% (38)           | 10.9% (19)     | 8.0% (14)           | 2.32           | 174            |
| Hardness                 | 11.6% (20)           | 25.4% (44)         | <b>28.3% (49)</b>    | 18.5% (32)     | 16.2% (28)          | 3.02           | 173            |
| Staining                 | 21.4% (37)           | 22.5% (39)         | <b>23.7% (41)</b>    | 18.5% (32)     | 13.9% (24)          | 2.81           | 173            |
| Cost                     | 23.3% (40)           | <b>30.8% (53)</b>  | 23.8% (41)           | 16.3% (28)     | 5.8% (10)           | 2.51           | 172            |
| Convenience              | <b>50.3% (85)</b>    | 17.2% (29)         | 16.6% (28)           | 13.6% (23)     | 2.4% (4)            | 2.01           | 169            |
| Contaminants             | 19.3% (33)           | <b>25.1% (43)</b>  | 17.0% (29)           | 18.7% (32)     | 19.9% (34)          | 2.95           | 171            |
| Health impact            | 22.2% (38)           | 19.9% (34)         | 18.7% (32)           | 16.4% (28)     | <b>22.8% (39)</b>   | 2.98           | 171            |
| <b>answered question</b> |                      |                    |                      |                |                     |                | <b>174</b>     |
| <b>skipped question</b>  |                      |                    |                      |                |                     |                | <b>61</b>      |

#### 4. What is your household's primary source of drinking water?

|                        |  | Response Percent         | Response Count |
|------------------------|--|--------------------------|----------------|
| Tap water              |  | 78.5%                    | 124            |
| Bottled water          |   | 10.1%                    | 16             |
| Delivered/vended water |   | 11.4%                    | 18             |
|                        |  | Other (please specify)   | 30             |
|                        |  | <b>answered question</b> | <b>158</b>     |
|                        |  | <b>skipped question</b>  | <b>77</b>      |

**5. Select any of the following you or someone in your household has done in the past few years:**

|  |  | Response Percent | Response Count |
|--|--|------------------|----------------|
| Bought drinks like juice, soda, or others to drink instead of tap water because of tap water taste     |     | 21.8%            | 29             |
| Bought drink mixes or flavorings to add to the water to cover up the taste of water                    |     | 12.0%            | 16             |
| Had to mitigate damage to vehicles from the tap water used to wash it                                  |     | 3.8%             | 5              |
| Had to get the plumbing fixed because of the water quality   |    | 47.4%            | 63             |
| Washed clothes a second time due to stains from the water  |     | 36.8%            | 49             |
| <b>Had to clean porcelain fixtures (toilet, sink) stained by water</b>                                 |   | <b>82.0%</b>     | <b>109</b>     |
| Had to replace a dishwasher, water heater, washer or other water-using device because of water quality |  | 47.4%            | 63             |
| Purchased ice in a bag instead of making it at home because of water quality                           |   | 37.6%            | 50             |







Had some other problem related to Village water quality (please specify) 28

**answered question 133**

skipped question

102

**6. Do you use any of the following in your residence? (select all that apply)**

|  |  | <b>Response<br/>Percent</b> | <b>Response<br/>Count</b> |
|--|--|-----------------------------|---------------------------|
| <b>Water softener</b>  |  | <b>66.1%</b>                | <b>111</b>                |
| Faucet filter  |   | 31.5%                       | 53                        |
| Jug filter (Brita, Pur, etc.)  |   | 32.7%                       | 55                        |
| Whole house filter   |   | 32.1%                       | 54                        |
| Other whole house water treatment system (reverse osmosis, ultraviolet, distiller, etc.) |   | 7.7%                        | 13                        |
| None   |   | 13.7%                       | 23                        |
|  |  | Other (please specify)      | 19                        |






answered question

168






skipped question

67

## 7. How important is it to you that the Village maintain its own water treatment plant and distribution system?

|                            |   | Response Percent         | Response Count |
|----------------------------|---|--------------------------|----------------|
| Not important at all       |  | 16.5%                    | 28             |
| Slightly important         |  | 13.5%                    | 23             |
| Moderately important       |  | 16.5%                    | 28             |
| Very important             |  | 24.1%                    | 41             |
| <b>Extremely important</b> |  | <b>29.4%</b>             | <b>50</b>      |
|                            |   | <b>answered question</b> | <b>170</b>     |
|                            |   | <b>skipped question</b>  | <b>65</b>      |

## 8. How much more would you be willing to pay to keep the municipal water local?

|  |   | Response<br>Percent      | Response<br>Count |
|--|---|--------------------------|-------------------|
| \$5 per month  |  | 25.7%                    | 38                |
| <b>\$10 per month</b>  |  | <b>29.1%</b>             | <b>43</b>         |
| \$20 per month   |  | 12.2%                    | 18                |
| \$50 per month   |  | 5.4%                     | 8                 |
| If it's less costly, I prefer to buy my municipal water from a neighboring city or other outside source. |  | 27.7%                    | 41                |
|  |   | Other (please specify)   | 26                |
|  |   | <b>answered question</b> | <b>148</b>        |
|  |   | <b>skipped question</b>  | <b>87</b>         |



### 9. Which category includes your age?

|               |  | Response Percent         | Response Count |
|---------------|--|--------------------------|----------------|
| 17 or younger |  | 0.0%                     | 0              |
| 18-29         |  | 2.4%                     | 4              |
| 30-49         |  | 28.9%                    | 48             |
| <b>50-69</b>  |  | <b>54.2%</b>             | <b>90</b>      |
| 70 or older   |  | 14.5%                    | 24             |
|               |  | <b>answered question</b> | <b>166</b>     |
|               |  | <b>skipped question</b>  | <b>69</b>      |

### 10. How many children age 17 or younger live in your household?

|                          | Response Count |
|--------------------------|----------------|
|                          | 133            |
| <b>answered question</b> | <b>133</b>     |
| <b>skipped question</b>  | <b>102</b>     |

## 11. What is your annual household income?

|                             |  | Response Percent | Response Count |
|-----------------------------|--|------------------|----------------|
| Less than \$20,000          |  | 7.0%             | 11             |
| \$20,000 to \$34,999        |  | 16.5%            | 26             |
| \$35,000 to \$49,999        |  | 12.0%            | 19             |
| <b>\$50,000 to \$74,999</b> |  | <b>24.1%</b>     | <b>38</b>      |
| \$75,000 to \$99,999        |  | 15.8%            | 25             |
| \$100,000 to \$149,999      |  | 18.4%            | 29             |
| \$150,000 or More           |  | 6.3%             | 10             |
| <b>answered question</b>    |  |                  | <b>158</b>     |
| <b>skipped question</b>     |  |                  | <b>77</b>      |



## 12. Where in Yellow Springs do you live?

|                                     |                            | Response Percent         | Response Count |
|-------------------------------------|----------------------------|--------------------------|----------------|
| Downtown (Blue, Precinct 442)       |                            | 27.6%                    | 45             |
| <b>South (Yellow, Precinct 443)</b> |                            | <b>31.9%</b>             | <b>52</b>      |
| West (Pink, Precinct 441)           |                            | 19.6%                    | 32             |
| North (Purple, Precinct 440)        |                            | 20.9%                    | 34             |
|                                     | Elsewhere (please specify) |                          | 2              |
|                                     |                            | <b>answered question</b> | <b>163</b>     |
|                                     |                            | <b>skipped question</b>  | <b>72</b>      |

## 13. Please share any other comments on Village water.

|                          | Response Count |
|--------------------------|----------------|
|                          | 65             |
| <b>answered question</b> | <b>65</b>      |
| <b>skipped question</b>  | <b>170</b>     |

## 14. May we contact you with further questions?

|   |  | Response<br>Percent | Response<br>Count |
|---|--|---------------------|-------------------|
| Yes   |  | 41.9%               | 62                |
| No  |  | 58.1%               | 86                |
| If yes, please provide your name and an email address or phone number |  |                     | 58                |
| <b>answered question</b>  |  |                     | <b>148</b>        |
| <b>skipped question</b>   |  |                     | <b>87</b>         |