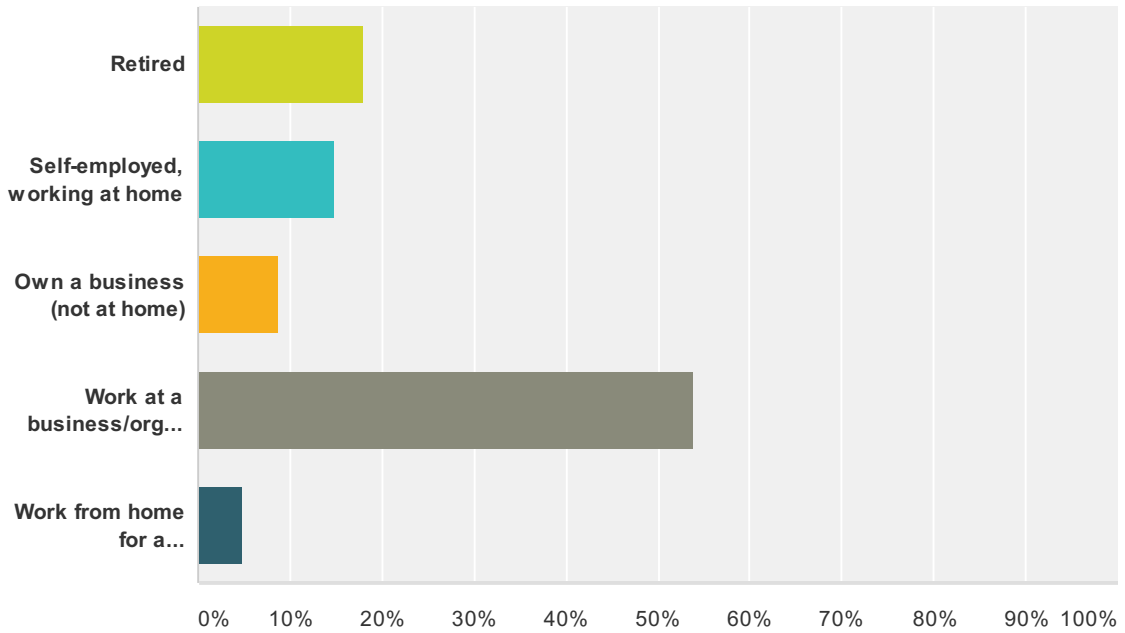


### Q1 Which of the following describes your current work situation?

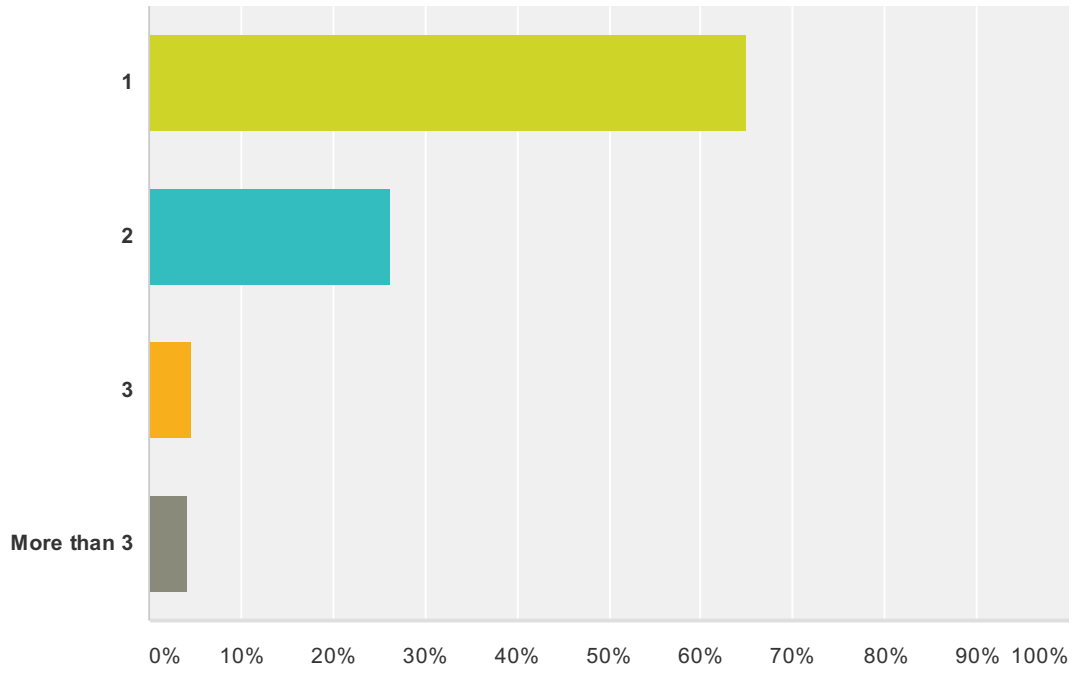
Answered: 251 Skipped: 30



Answer Choices	Responses
Retired	17.93% 45
Self-employed, working at home	14.74% 37
Own a business (not at home)	8.76% 22
Work at a business/organization	53.78% 135
Work from home for a business/organization	4.78% 12
<b>Total</b>	<b>251</b>

## Q2 How many jobs do you currently have?

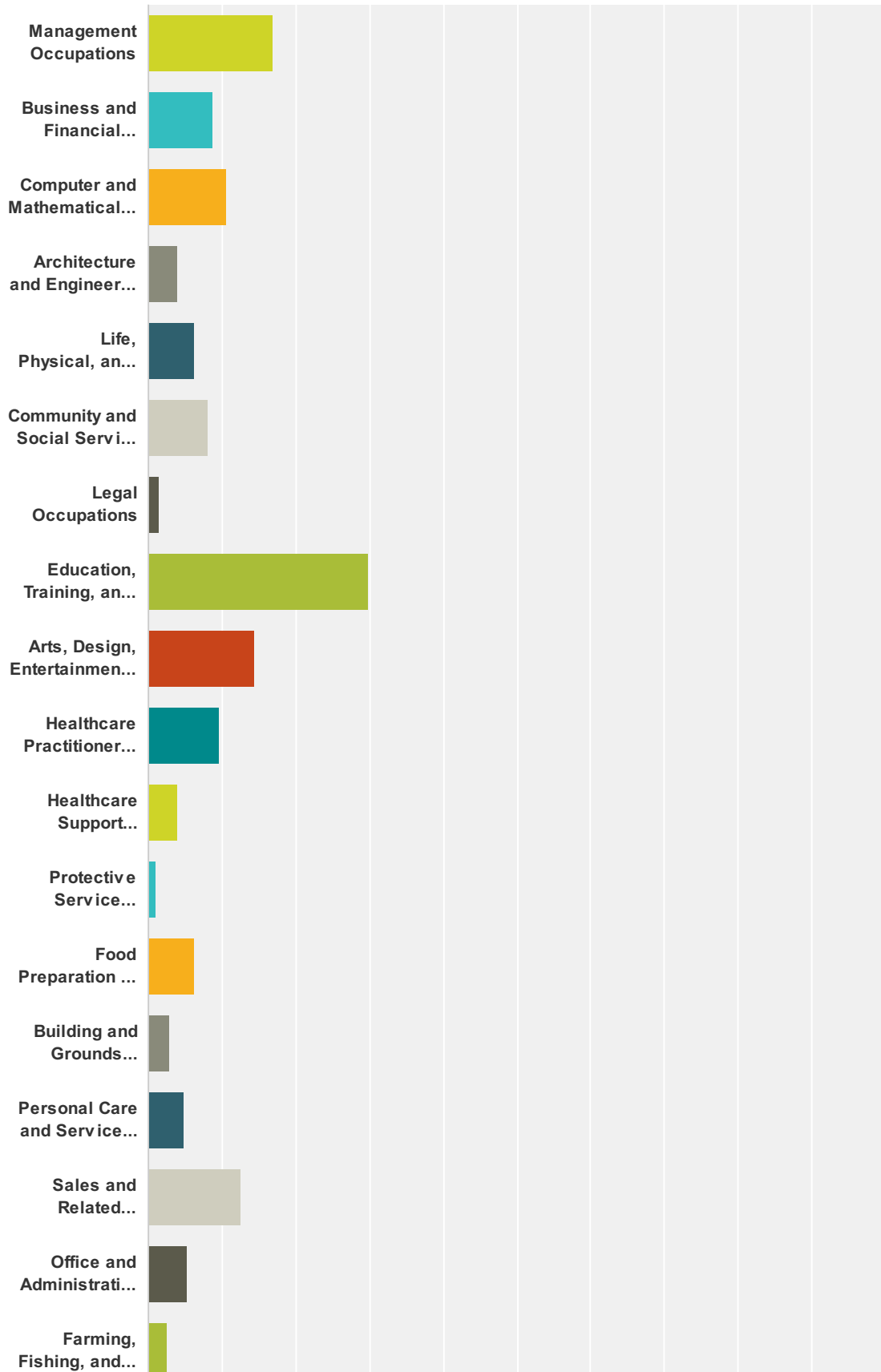
Answered: 217 Skipped: 64



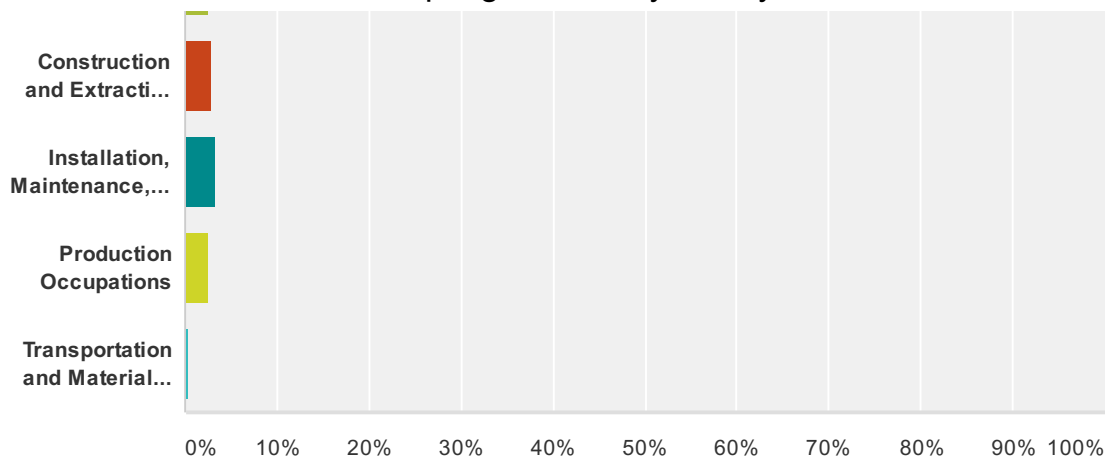
Answer Choices	Responses
1	64.98% 141
2	26.27% 57
3	4.61% 10
More than 3	4.15% 9
<b>Total</b>	<b>217</b>

### Q3 Which of the following best describes your current occupation(s)? (select all that apply)

Answered: 207 Skipped: 74



# Yellow Springs Economy Survey

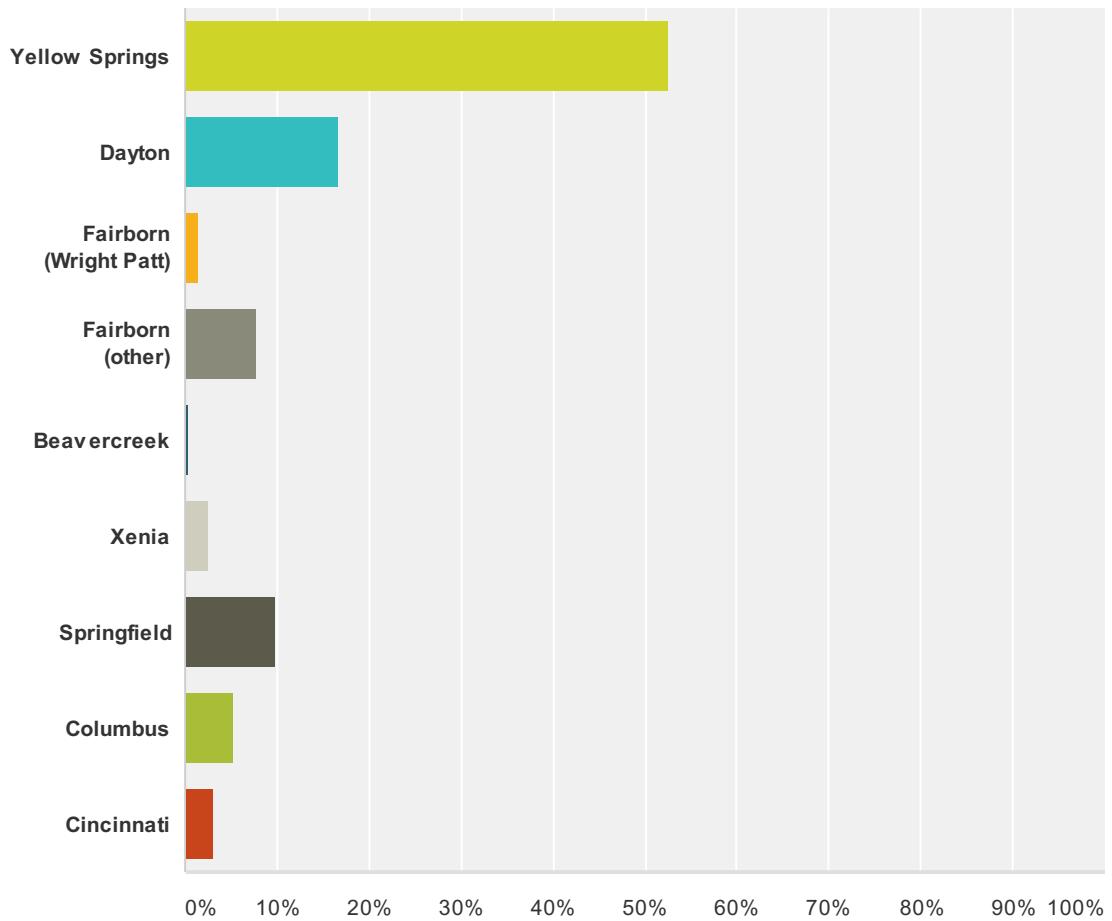


Answer Choices	Responses
Management Occupations	16.91% 35
Business and Financial Operations Occupations	8.70% 18
Computer and Mathematical Occupations	10.63% 22
Architecture and Engineering Occupations	3.86% 8
Life, Physical, and Social Science Occupations	6.28% 13
Community and Social Service Occupations	8.21% 17
Legal Occupations	1.45% 3
Education, Training, and Library Occupations	29.95% 62
Arts, Design, Entertainment, Sports, and Media Occupations	14.49% 30
Healthcare Practitioners and Technical Occupations	9.66% 20
Healthcare Support Occupations	3.86% 8
Protective Service Occupations	0.97% 2
Food Preparation and Serving Related Occupations	6.28% 13
Building and Grounds Cleaning and Maintenance Occupations	2.90% 6
Personal Care and Service Occupations	4.83% 10
Sales and Related Occupations	12.56% 26
Office and Administrative Support Occupations	5.31% 11
Farming, Fishing, and Forestry Occupations	2.42% 5
Construction and Extraction Occupations	2.90% 6
Installation, Maintenance, and Repair Occupations	3.38% 7
Production Occupations	2.42% 5
Transportation and Materials Moving Occupations	0.48% 1
<b>Total Respondents: 207</b>	

# Yellow Springs Economy Survey

## Q4 In what city is your primary job?

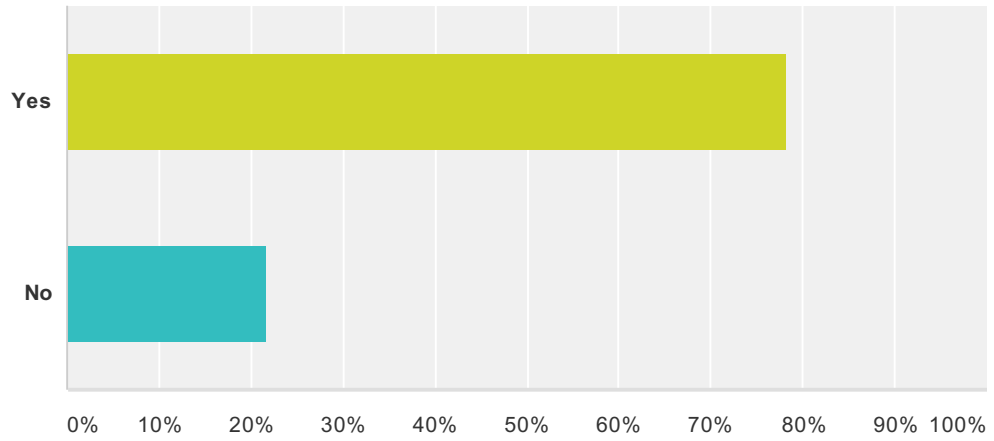
Answered: 192 Skipped: 89



Answer Choices	Responses
Yellow Springs	52.60% 101
Dayton	16.67% 32
Fairborn (Wright Patt)	1.56% 3
Fairborn (other)	7.81% 15
Beavercreek	0.52% 1
Xenia	2.60% 5
Springfield	9.90% 19
Columbus	5.21% 10
Cincinnati	3.13% 6
<b>Total</b>	<b>192</b>

### Q5 If you work outside of Yellow Springs, would you prefer to work within the village?

Answered: 138 Skipped: 143



Answer Choices	Responses	
Yes	78.26%	108
No	21.74%	30
<b>Total</b>		<b>138</b>

**Q6 In what ways do you think the Yellow Springs economy is "healthy?"**

Answered: 171 Skipped: 110

**Q7 In what ways is the Yellow Springs economy NOT "healthy?"**

Answered: 179 Skipped: 102

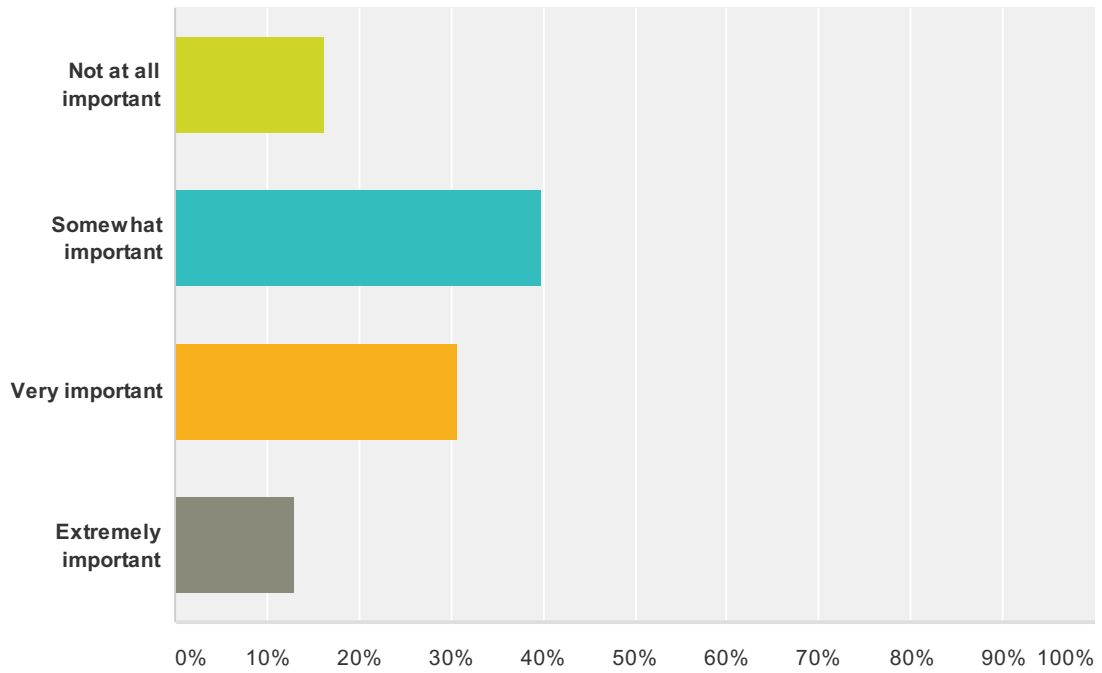


**Q8 Which jobs would you like to see more of in Yellow Springs?**

Answered: 168 Skipped: 113

### Q9 How important to you is it that a significant portion of Yellow Springers both live and work in the village?

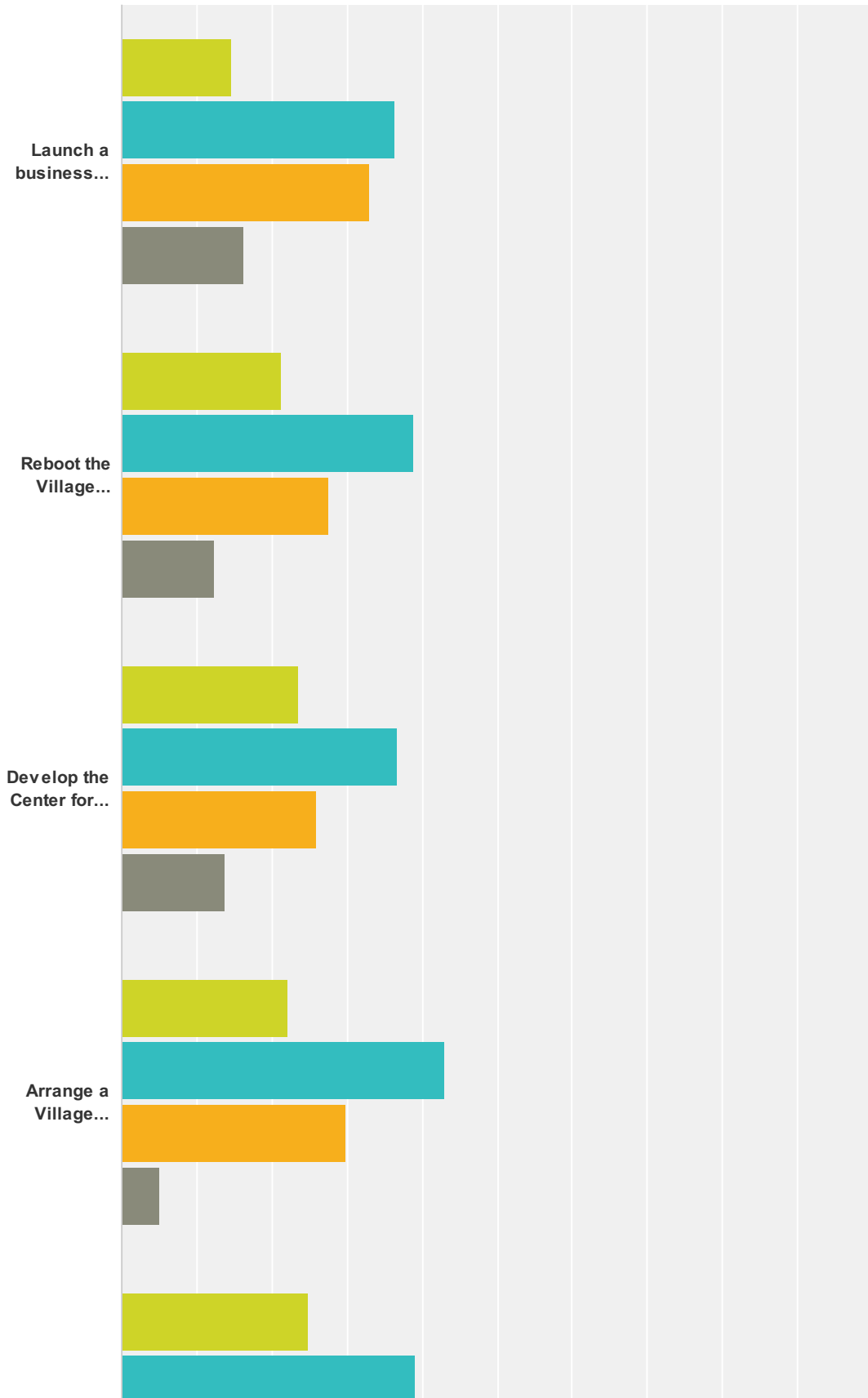
Answered: 208 Skipped: 73



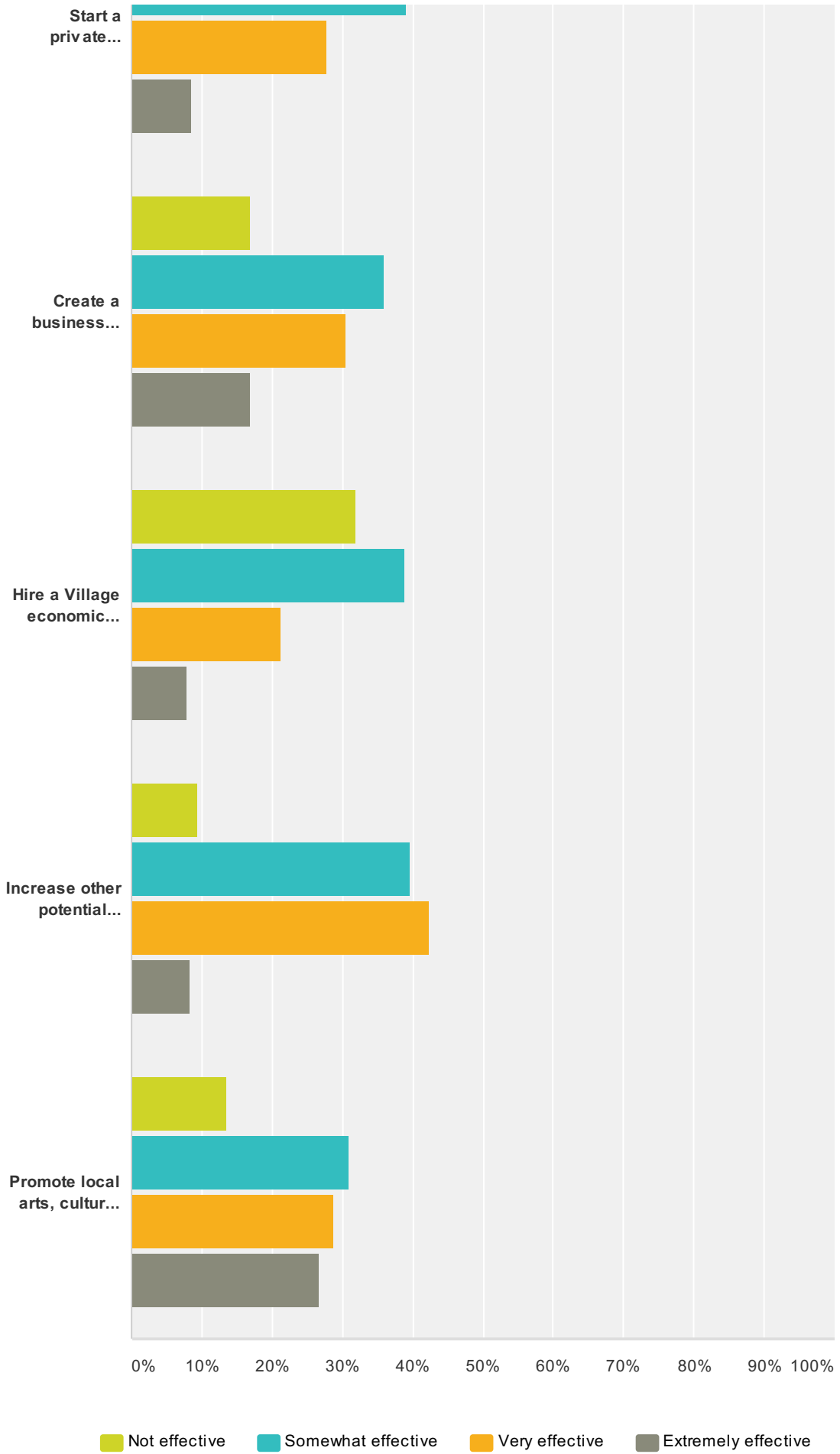
Answer Choices	Responses
Not at all important	16.35% 34
Somewhat important	39.90% 83
Very important	30.77% 64
Extremely important	12.98% 27
<b>Total</b>	<b>208</b>

### Q10 How effective to growing business here are the following economic development strategies likely to be?

Answered: 189 Skipped: 92



# Yellow Springs Economy Survey

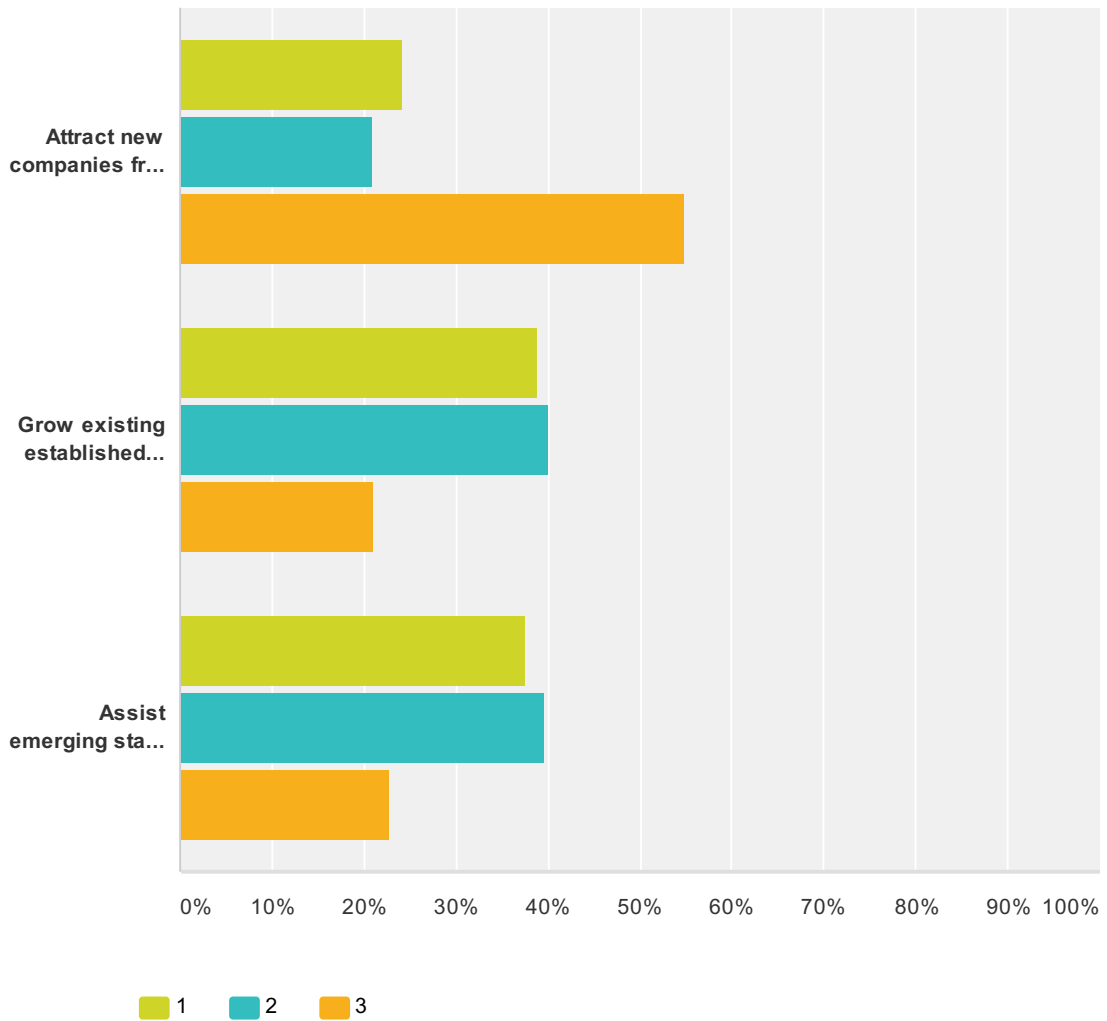


## Yellow Springs Economy Survey

	<b>Not effective</b>	<b>Somewhat effective</b>	<b>Very effective</b>	<b>Extremely effective</b>	<b>Total</b>
Launch a business incubator	<b>14.53%</b> 26	<b>36.31%</b> 65	<b>32.96%</b> 59	<b>16.20%</b> 29	179
Reboot the Village government revolving loan fund	<b>21.35%</b> 38	<b>38.76%</b> 69	<b>27.53%</b> 49	<b>12.36%</b> 22	178
Develop the Center for Business and Education	<b>23.63%</b> 43	<b>36.81%</b> 67	<b>25.82%</b> 47	<b>13.74%</b> 25	182
Arrange a Village government incentives toolkit	<b>22.03%</b> 39	<b>42.94%</b> 76	<b>29.94%</b> 53	<b>5.08%</b> 9	177
Start a private financial investment group	<b>24.86%</b> 44	<b>38.98%</b> 69	<b>27.68%</b> 49	<b>8.47%</b> 15	177
Create a business mentorship program for entrepreneurs	<b>16.85%</b> 31	<b>35.87%</b> 66	<b>30.43%</b> 56	<b>16.85%</b> 31	184
Hire a Village economic development director	<b>32.02%</b> 57	<b>38.76%</b> 69	<b>21.35%</b> 38	<b>7.87%</b> 14	178
Increase other potential properties for business (not at CBE)	<b>9.50%</b> 17	<b>39.66%</b> 71	<b>42.46%</b> 76	<b>8.38%</b> 15	179
Promote local arts, cultural and recreational assets	<b>13.59%</b> 25	<b>30.98%</b> 57	<b>28.80%</b> 53	<b>26.63%</b> 49	184

**Q11 Rank the following approaches in order of how much village efforts should focus on them.**

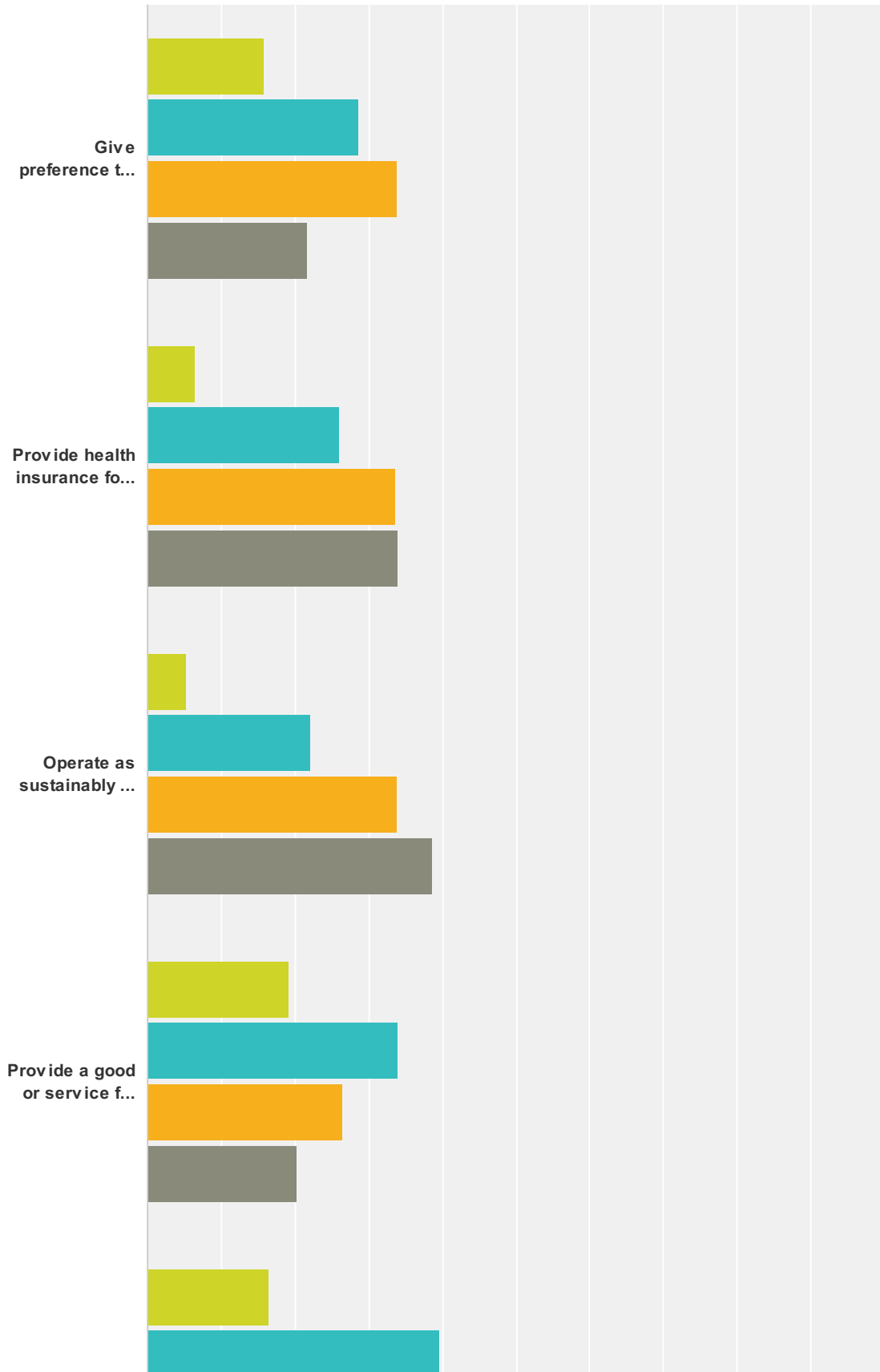
Answered: 186 Skipped: 95



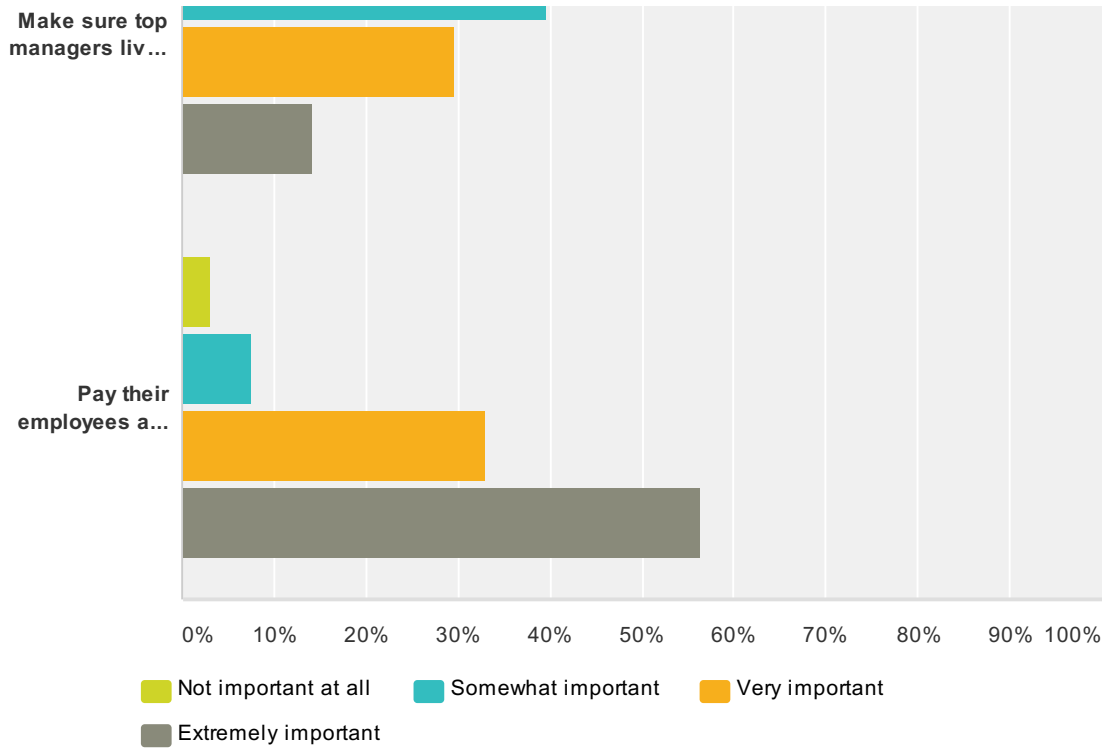
	1	2	3	Total	Average Ranking
Attract new companies from outside Yellow Springs	24.19% 45	20.97% 39	54.84% 102	186	1.69
Grow existing established local firms	38.92% 72	40.00% 74	21.08% 39	185	2.18
Assist emerging start ups in the village	37.50% 69	39.67% 73	22.83% 42	184	2.15

### Q12 How important is it that business wanting to start or locate here does the following?

Answered: 191 Skipped: 90



# Yellow Springs Economy Survey



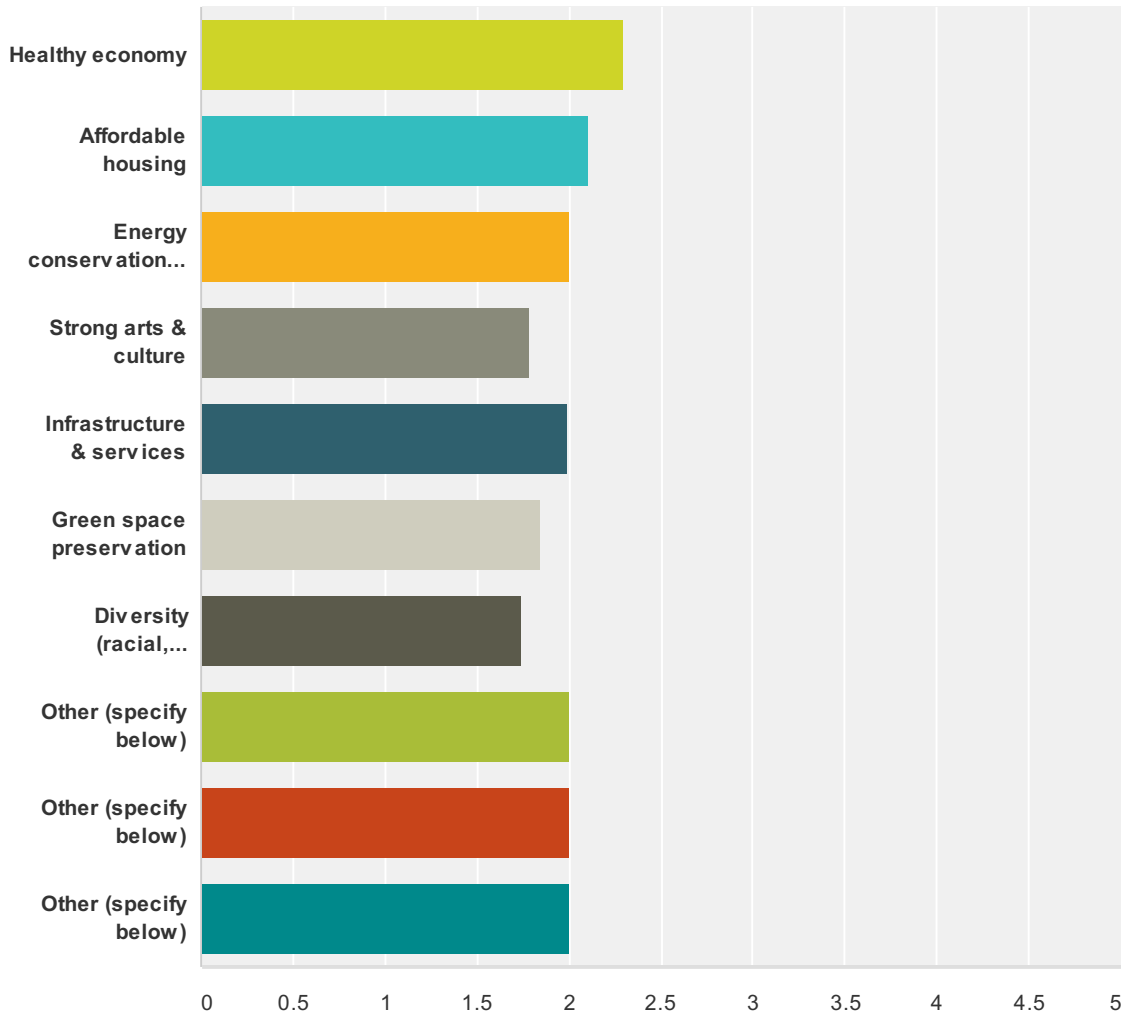
	Not important at all	Somewhat important	Very important	Extremely important	Total
Give preference to hiring locally	15.87% 30	28.57% 54	33.86% 64	21.69% 41	189
Provide health insurance for their employees	6.38% 12	26.06% 49	33.51% 63	34.04% 64	188
Operate as sustainably as possible	5.29% 10	22.22% 42	33.86% 64	38.62% 73	189
Provide a good or service for local citizens	19.15% 36	34.04% 64	26.60% 50	20.21% 38	188
Make sure top managers live in the village	16.40% 31	39.68% 75	29.63% 56	14.29% 27	189
Pay their employees a living wage	3.19% 6	7.45% 14	32.98% 62	56.38% 106	188



# Yellow Springs Economy Survey

## Q13 What are your top three goals for the village?

Answered: 191 Skipped: 90



	#1	#2	#3	Total	Average Rating
Healthy economy	52.00% 65	26.40% 33	21.60% 27	125	2.30
Affordable housing	34.09% 30	43.18% 38	22.73% 20	88	2.11
Energy conservation & sustainability	32.08% 17	35.85% 19	32.08% 17	53	2.00
Strong arts & culture	22.67% 17	33.33% 25	44.00% 33	75	1.79
Infrastructure & services	29.63% 24	39.51% 32	30.86% 25	81	1.99
Green space preservation	27.50% 11	30.00% 12	42.50% 17	40	1.85
Diversity (racial, socioeconomic, age, etc.)	19.75% 16	34.57% 28	45.68% 37	81	1.74
Other (specify below)	46.67% 17	6.67% 2	46.67% 17		

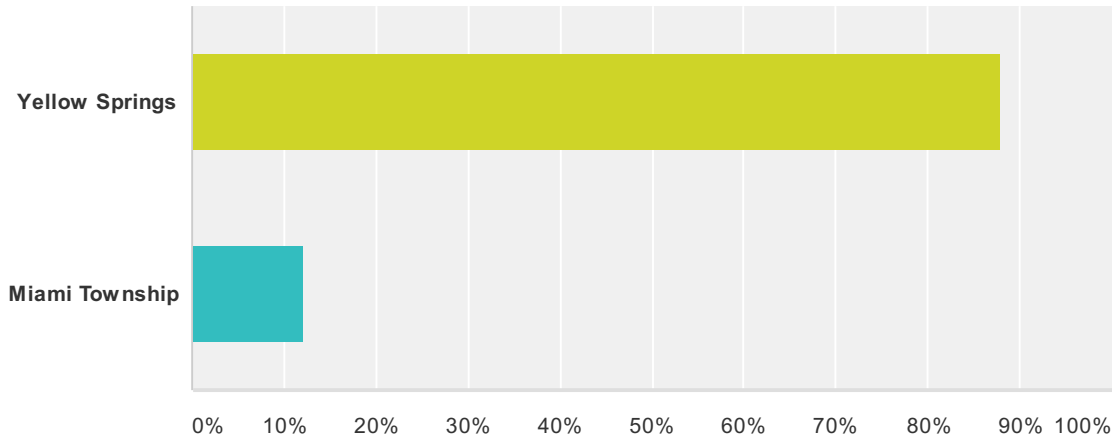
# Yellow Springs Economy Survey

Other (specify below)	75.00% 7	50.00% 1	75.00% 7	15		2.00
Other (specify below)	<b>0.00%</b> 0	<b>100.00%</b> 1	<b>0.00%</b> 0	1		2.00
Other (specify below)	<b>50.00%</b> 1	<b>0.00%</b> 0	<b>50.00%</b> 1	2		2.00

# Yellow Springs Economy Survey

## Q14 Where do you reside?

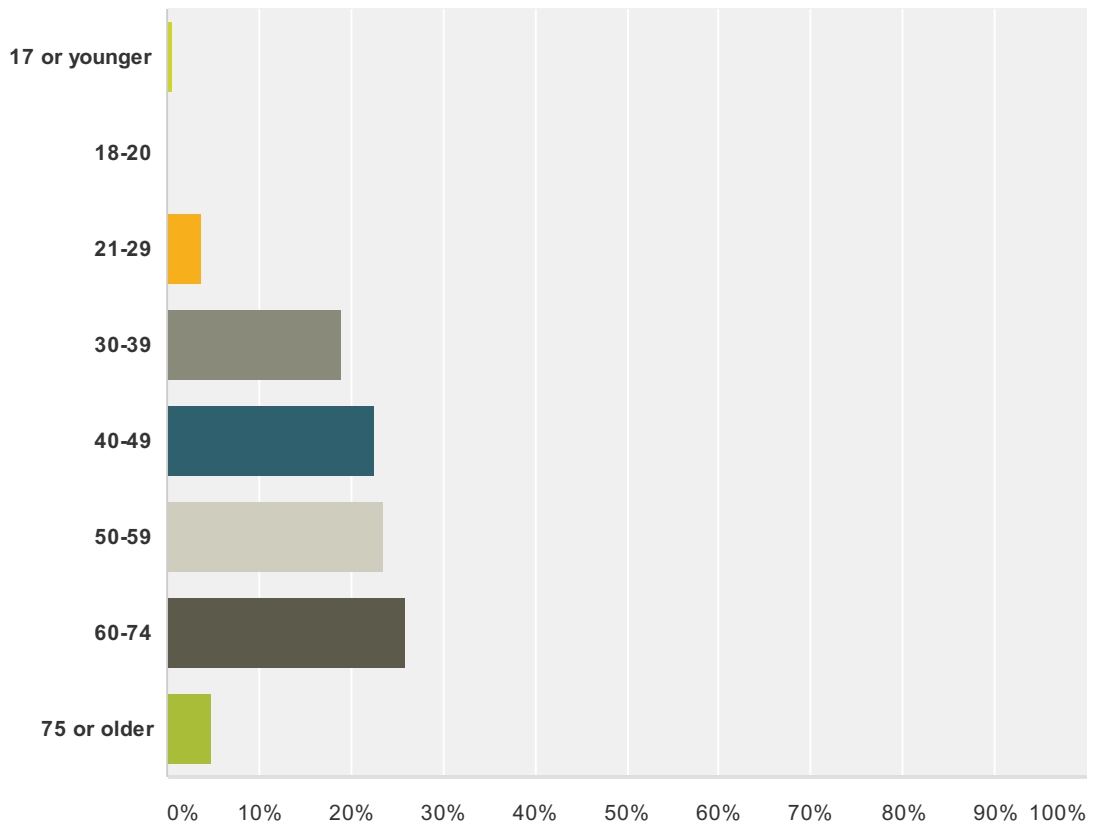
Answered: 191 Skipped: 90



Answer Choices	Responses
Yellow Springs	87.96% 168
Miami Township	12.04% 23
<b>Total</b>	<b>191</b>

### Q15 Which category below includes your age?

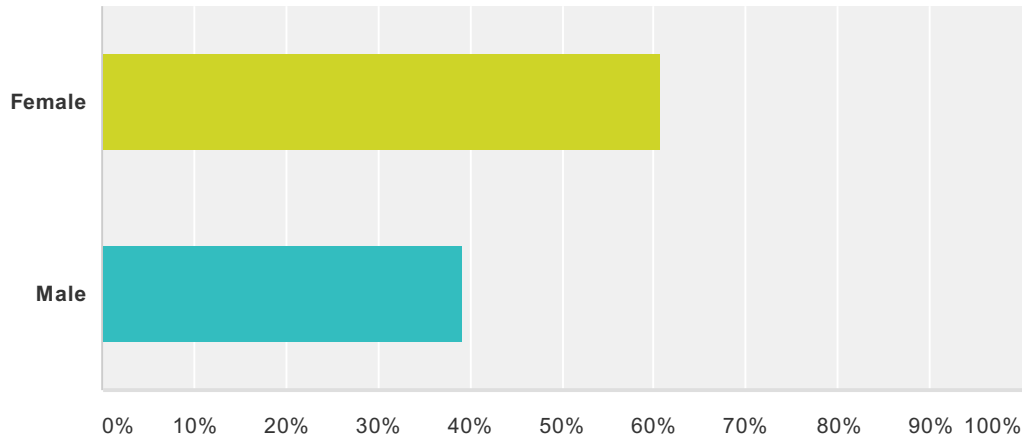
Answered: 190 Skipped: 91



Answer Choices	Responses
17 or younger	0.53% 1
18-20	0.00% 0
21-29	3.68% 7
30-39	18.95% 36
40-49	22.63% 43
50-59	23.68% 45
60-74	25.79% 49
75 or older	4.74% 9
<b>Total</b>	<b>190</b>

### Q16 What is your gender?

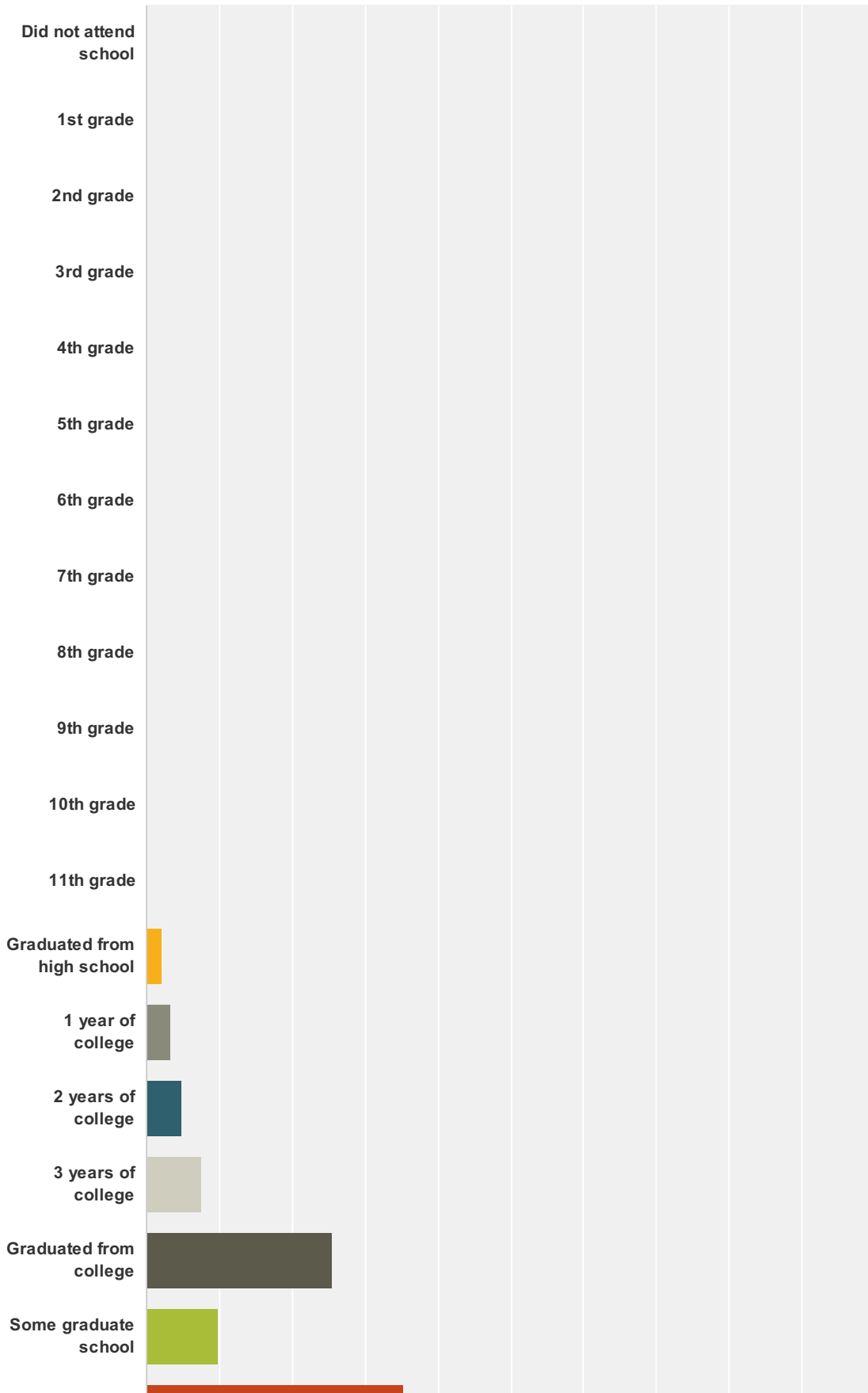
Answered: 189 Skipped: 92



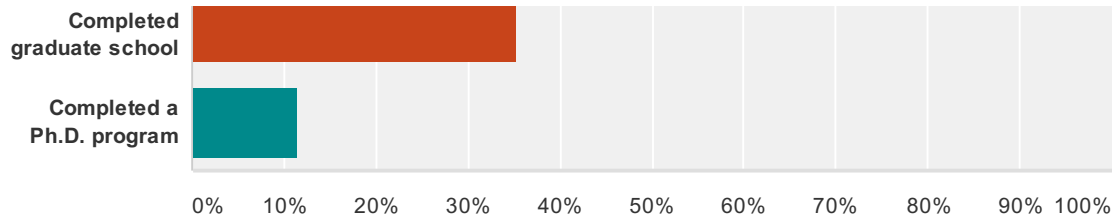
Answer Choices	Responses
Female	60.85% 115
Male	39.15% 74
<b>Total</b>	<b>189</b>

### Q17 What is the highest level of education you have completed?

Answered: 184 Skipped: 97



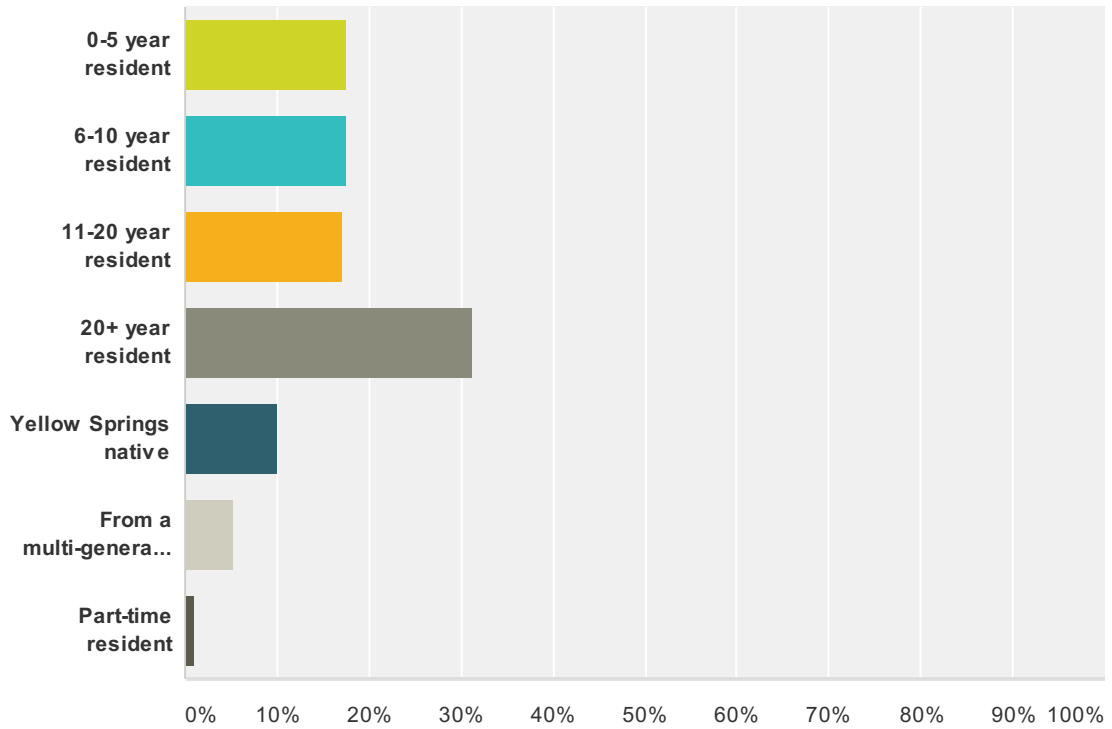
## Yellow Springs Economy Survey



Answer Choices	Responses
Did not attend school	0.00% 0
1st grade	0.00% 0
2nd grade	0.00% 0
3rd grade	0.00% 0
4th grade	0.00% 0
5th grade	0.00% 0
6th grade	0.00% 0
7th grade	0.00% 0
8th grade	0.00% 0
9th grade	0.00% 0
10th grade	0.00% 0
11th grade	0.00% 0
Graduated from high school	2.17% 4
1 year of college	3.26% 6
2 years of college	4.89% 9
3 years of college	7.61% 14
Graduated from college	25.54% 47
Some graduate school	9.78% 18
Completed graduate school	35.33% 65
Completed a Ph.D. program	11.41% 21
<b>Total</b>	<b>184</b>

### Q18 What best explains your history in Yellow Springs?

Answered: 188 Skipped: 93



Answer Choices	Responses
0-5 year resident	17.55% 33
6-10 year resident	17.55% 33
11-20 year resident	17.02% 32
20+ year resident	31.38% 59
Yellow Springs native	10.11% 19
From a multi-generational family	5.32% 10
Part-time resident	1.06% 2
<b>Total</b>	<b>188</b>

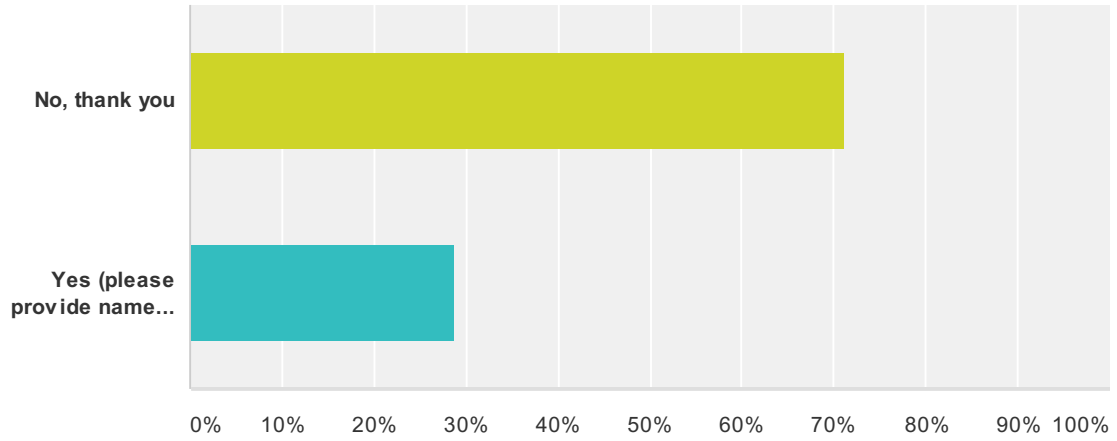


**Q19 Please share any additional thoughts on your vision for the Yellow Springs economy, or any concerns about economic growth:**

Answered: 84 Skipped: 197

### Q20 May we contact you for further information?

Answered: 184 Skipped: 97



Answer Choices	Responses	
No, thank you	71.20%	131
Yes (please provide name and phone # or email)	28.80%	53
<b>Total</b>		<b>184</b>