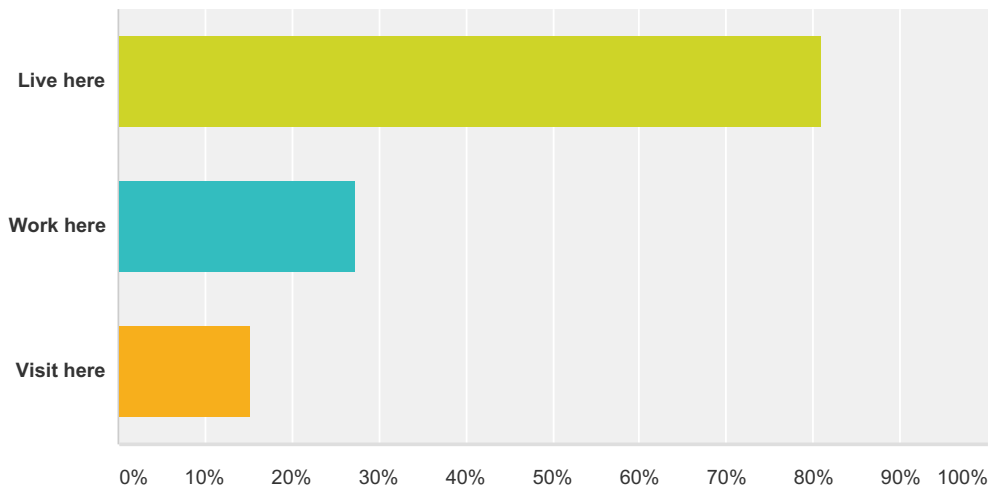


Q1 What is your relationship to Yellow Springs? (check all that apply)

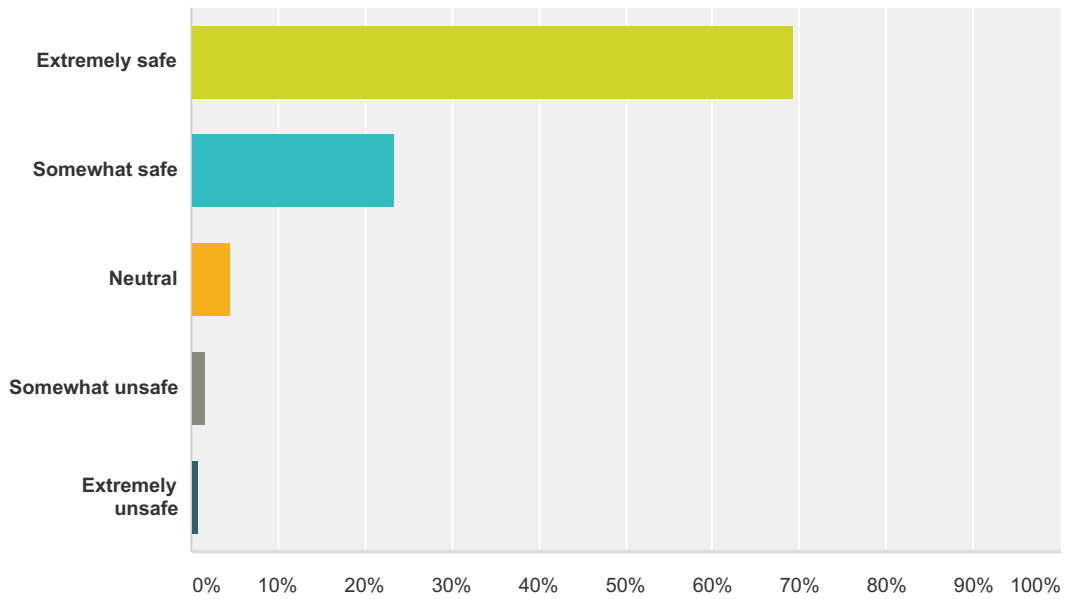
Answered: 447 Skipped: 30



Answer Choices	Responses
Live here	80.98% 362
Work here	27.29% 122
Visit here	15.21% 68
Total Respondents: 447	

Q2 How safe do you feel in the village?

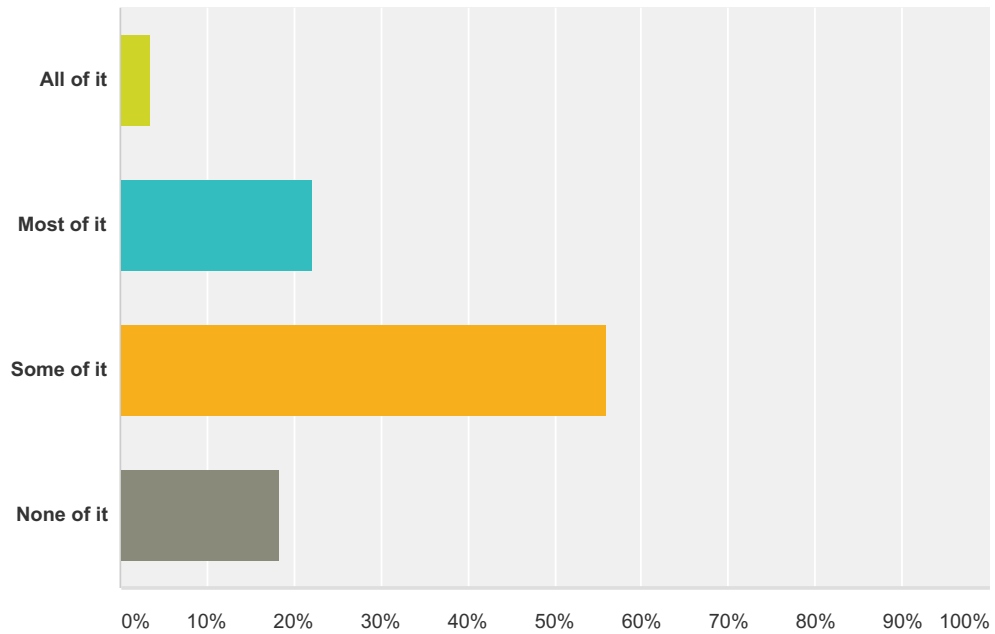
Answered: 469 Skipped: 8



Answer Choices	Responses
Extremely safe	69.30% 325
Somewhat safe	23.45% 110
Neutral	4.69% 22
Somewhat unsafe	1.71% 8
Extremely unsafe	0.85% 4
Total	469

Q3 How much of your feeling of safety do you attribute to the Yellow Springs Police Department?

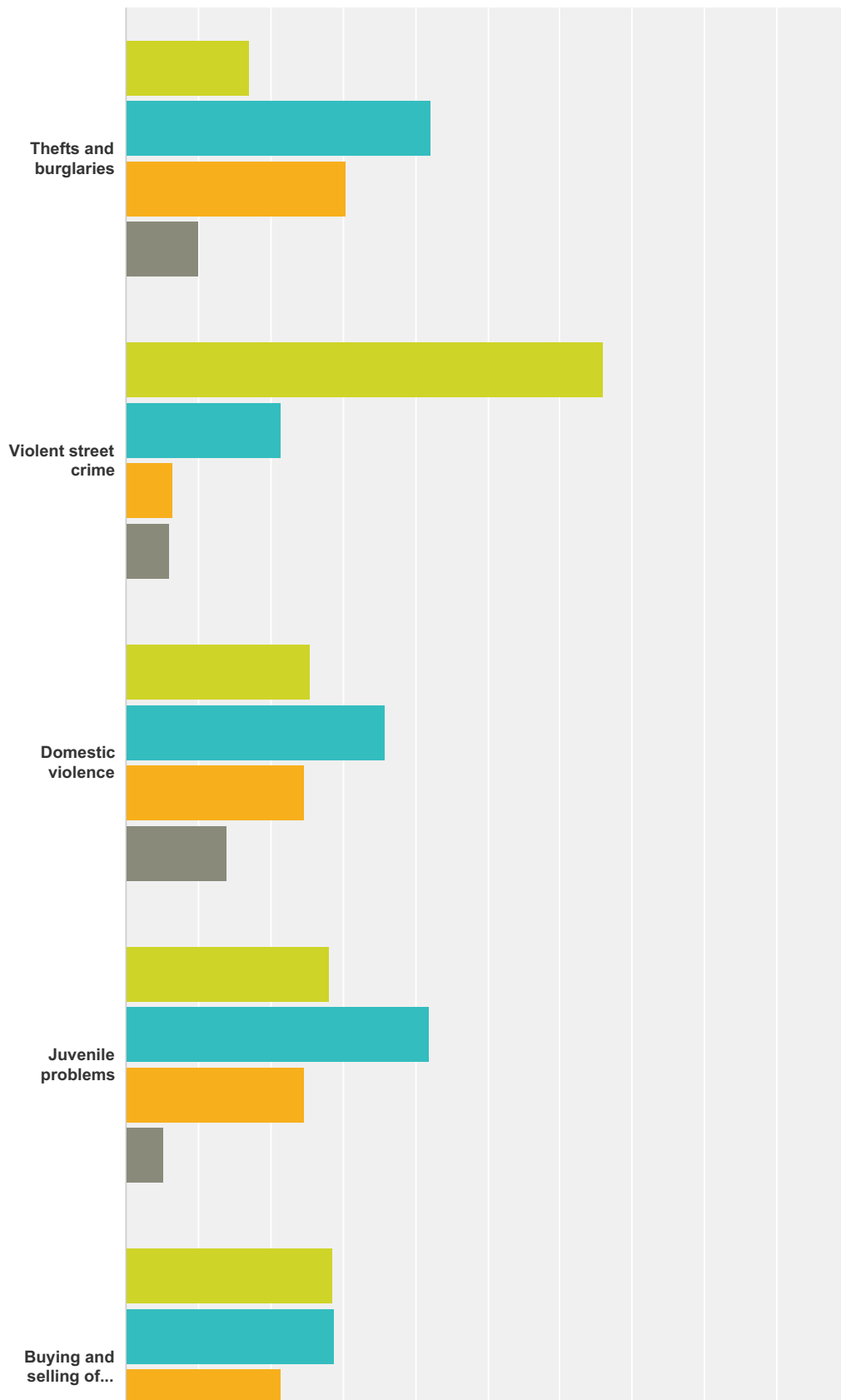
Answered: 461 Skipped: 16

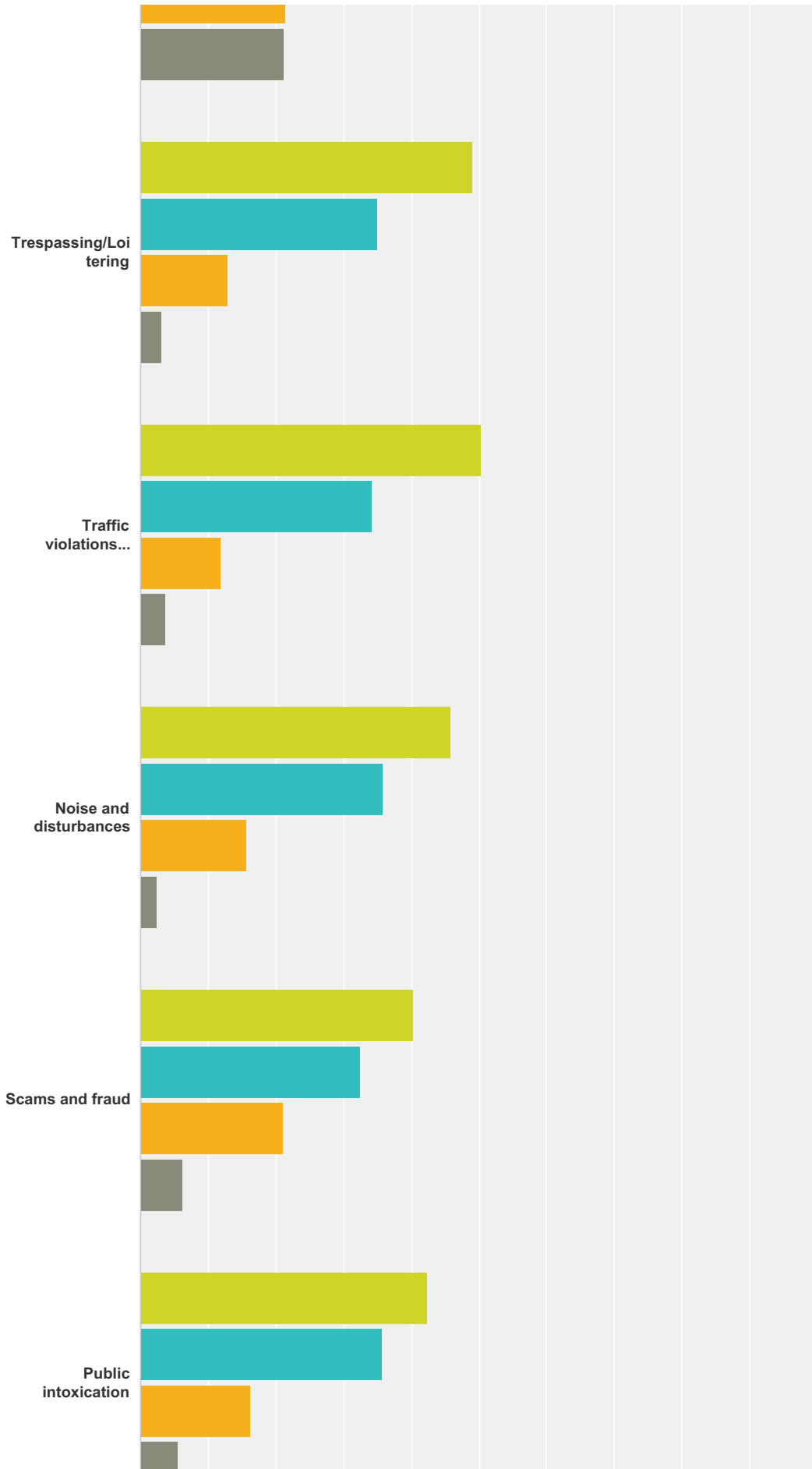


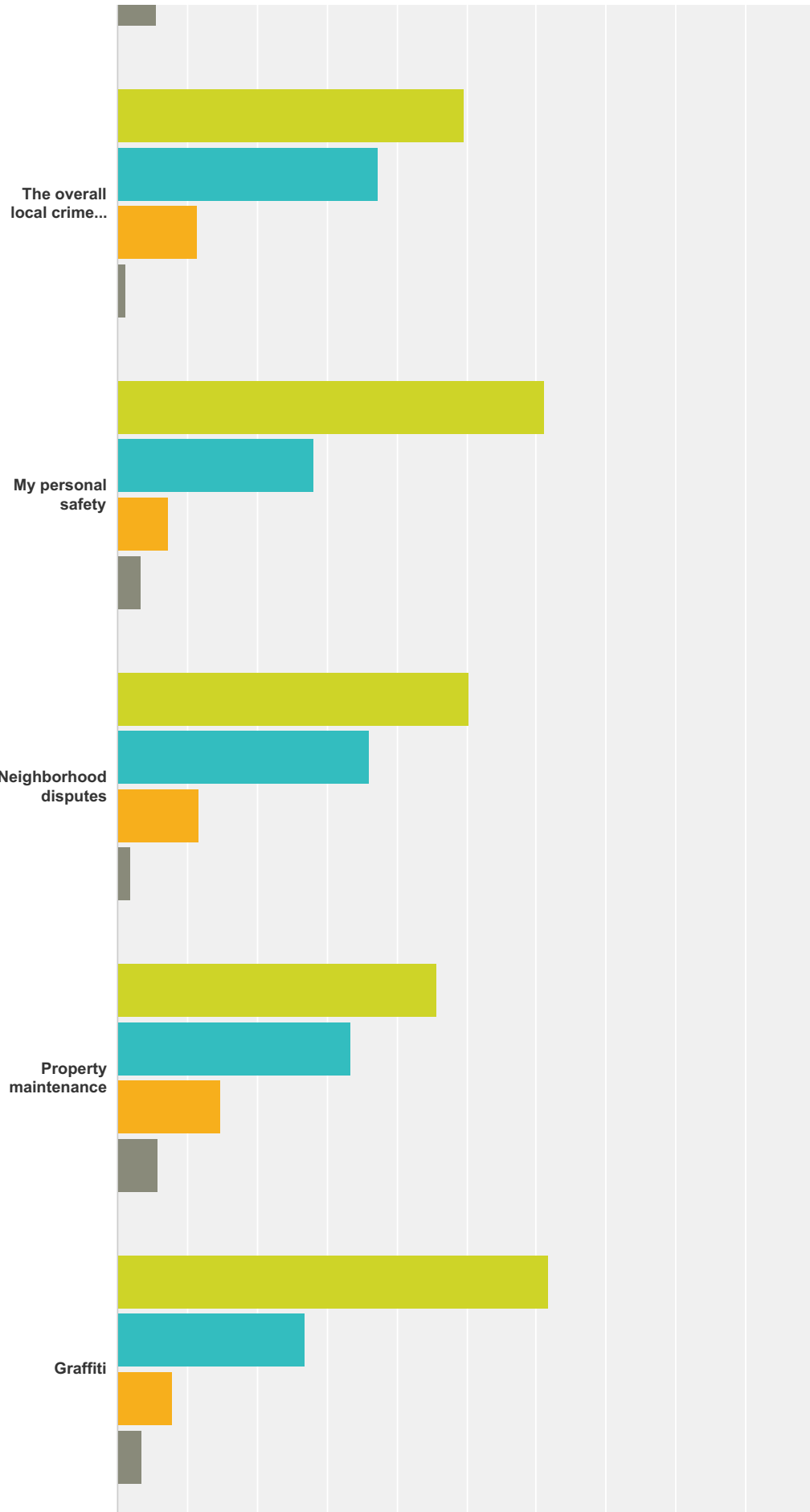
Answer Choices	Responses
All of it	3.47% 16
Most of it	22.13% 102
Some of it	55.97% 258
None of it	18.44% 85
Total	461

Q4 How concerned are you about the following crimes in the village:

Answered: 465 Skipped: 12







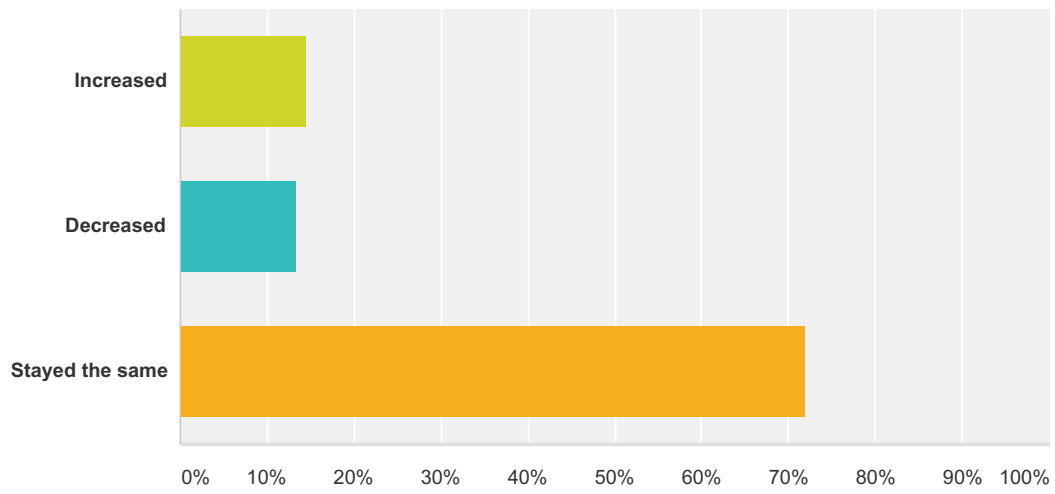
0% 10% 20% 30% 40% 50% 60% 70% 80% 90% 100%

■ Not concerned at all
 ■ Slightly concerned
 ■ Somewhat concerned
■ Extremely concerned

	Not concerned at all	Slightly concerned	Somewhat concerned	Extremely concerned	Total
Thefts and burglaries	17.21% 79	42.27% 194	30.50% 140	10.02% 46	459
Violent street crime	65.94% 304	21.48% 99	6.51% 30	6.07% 28	461
Domestic violence	25.55% 117	35.81% 164	24.67% 113	13.97% 64	458
Juvenile problems	28.14% 130	41.99% 194	24.68% 114	5.19% 24	462
Buying and selling of drugs	28.57% 132	28.79% 133	21.43% 99	21.21% 98	462
Trespassing/Loitering	49.02% 224	35.01% 160	12.91% 59	3.06% 14	457
Traffic violations (headlight out, OMVI, etc.)	50.22% 232	34.20% 158	11.90% 55	3.68% 17	462
Noise and disturbances	45.89% 212	35.93% 166	15.58% 72	2.60% 12	462
Scams and fraud	40.26% 186	32.47% 150	21.00% 97	6.28% 29	462
Public intoxication	42.30% 195	35.79% 165	16.27% 75	5.64% 26	461
The overall local crime rate	49.67% 228	37.47% 172	11.55% 53	1.31% 6	459
My personal safety	61.26% 283	28.14% 130	7.36% 34	3.25% 15	462
Neighborhood disputes	50.22% 231	36.09% 166	11.74% 54	1.96% 9	460
Property maintenance	45.73% 209	33.48% 153	14.88% 68	5.91% 27	457
Graffiti	61.79% 283	26.86% 123	7.86% 36	3.49% 16	458

Q5 Compared to the past, do you feel crime in the village has:

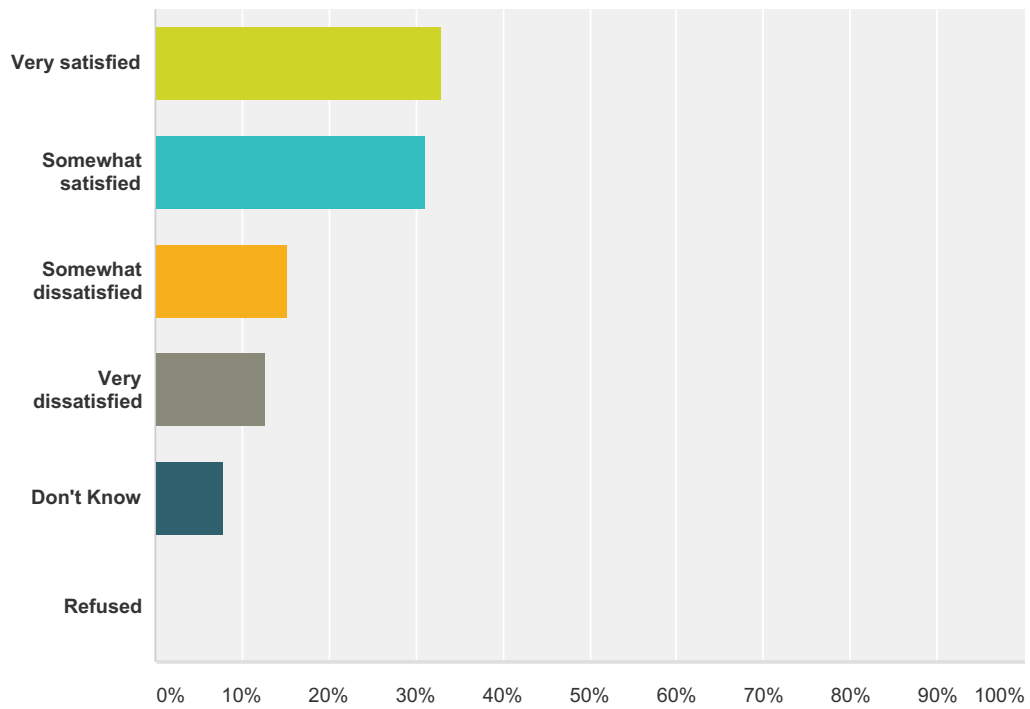
Answered: 442 Skipped: 35



Answer Choices	Responses
Increased	14.71% 65
Decreased	13.35% 59
Stayed the same	71.95% 318
Total	442

Q6 How satisfied are you with the Yellow Springs Police Department?

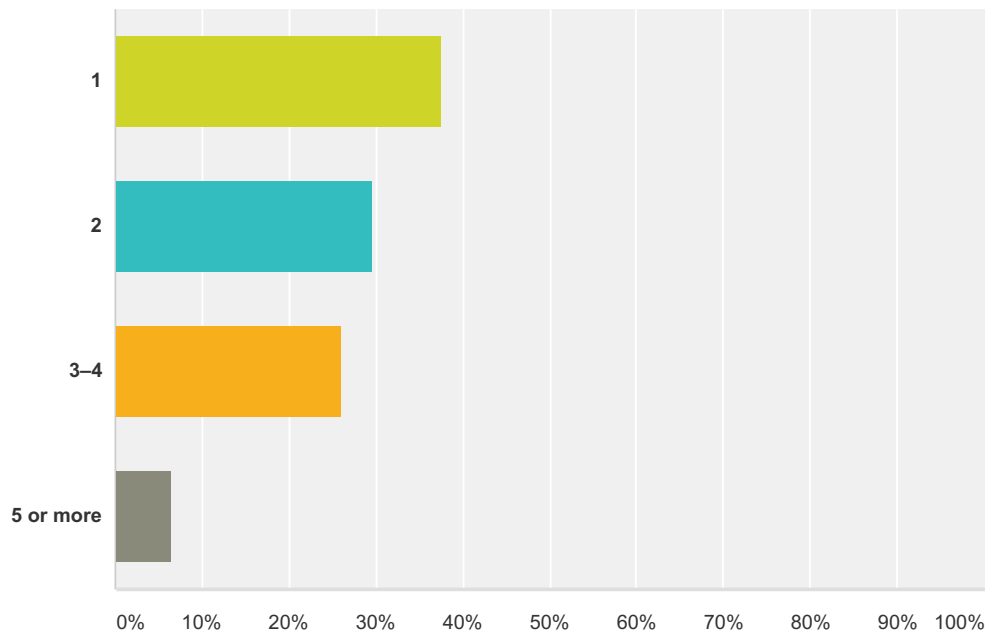
Answered: 455 Skipped: 22



Answer Choices	Responses	Count
Very satisfied	32.97%	150
Somewhat satisfied	31.21%	142
Somewhat dissatisfied	15.16%	69
Very dissatisfied	12.75%	58
Don't Know	7.91%	36
Refused	0.00%	0
Total		455

Q7 I know the following number of officers in our community by name or sight.

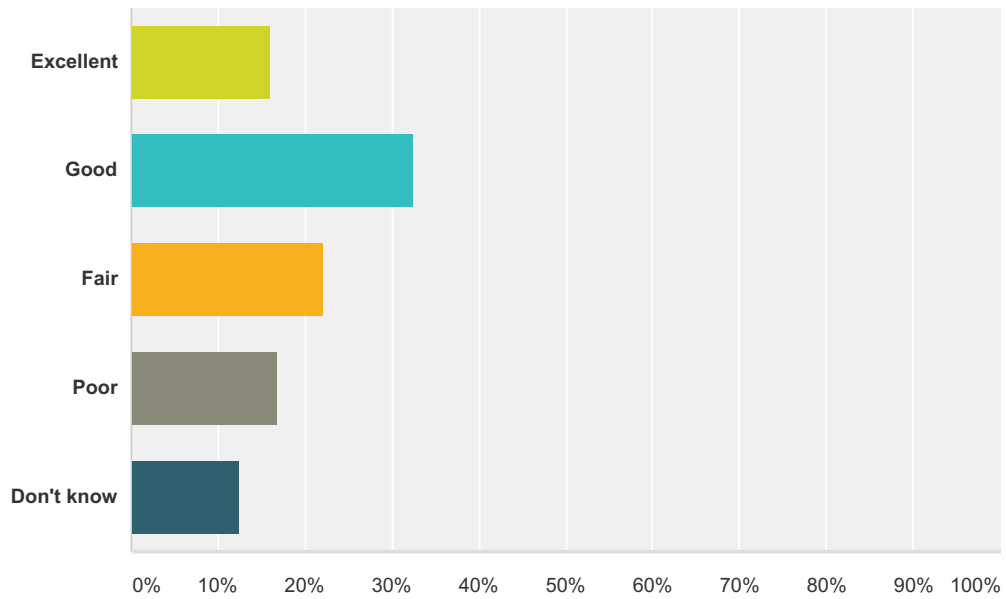
Answered: 428 Skipped: 49



Answer Choices	Responses	Count
1	37.62%	161
2	29.67%	127
3-4	26.17%	112
5 or more	6.54%	28
Total		428

Q8 How do you rate the management of the police department in its ability to address the needs of the community?

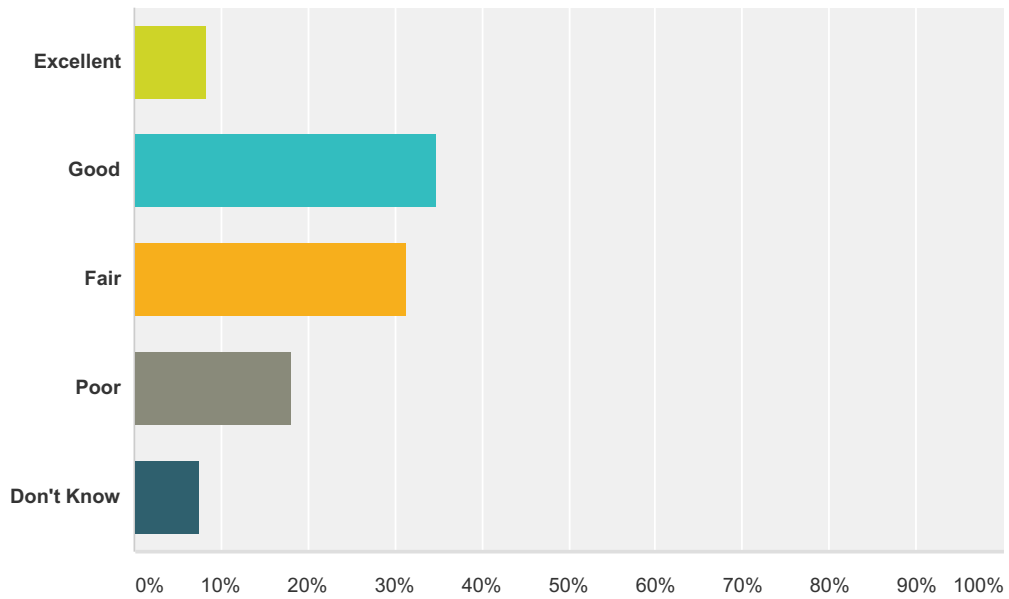
Answered: 458 Skipped: 19



Answer Choices	Responses	
Excellent	16.16%	74
Good	32.53%	149
Fair	22.05%	101
Poor	16.81%	77
Don't know	12.45%	57
Total		458

Q9 What is your opinion of the relationship between local citizens and the police department?

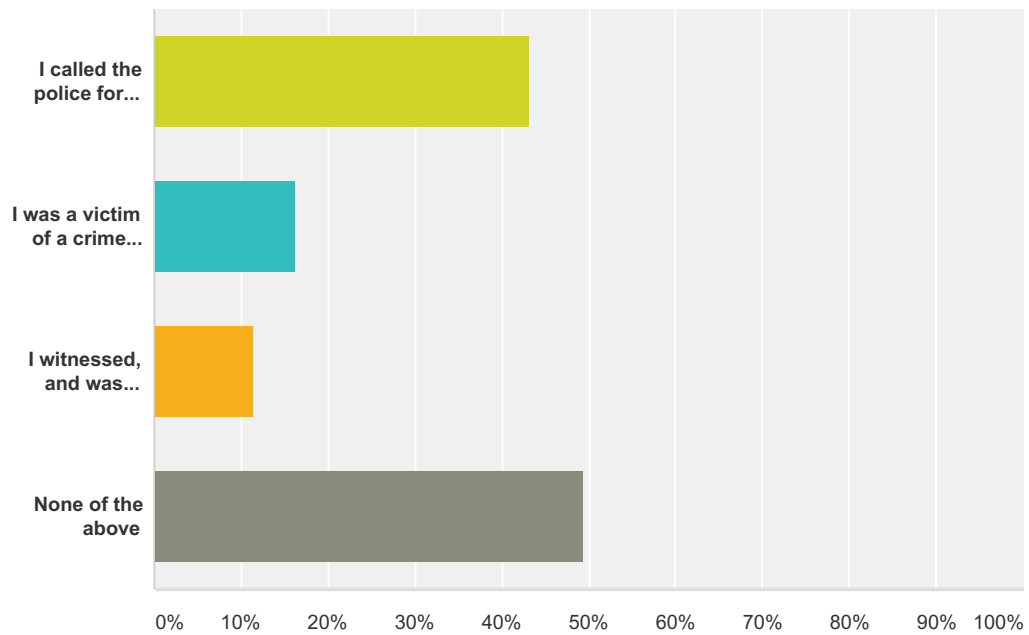
Answered: 457 Skipped: 20



Answer Choices	Responses
Excellent	8.32% 38
Good	34.79% 159
Fair	31.29% 143
Poor	18.16% 83
Don't Know	7.44% 34
Total	457

Q10 In the past several years: (select all that apply)

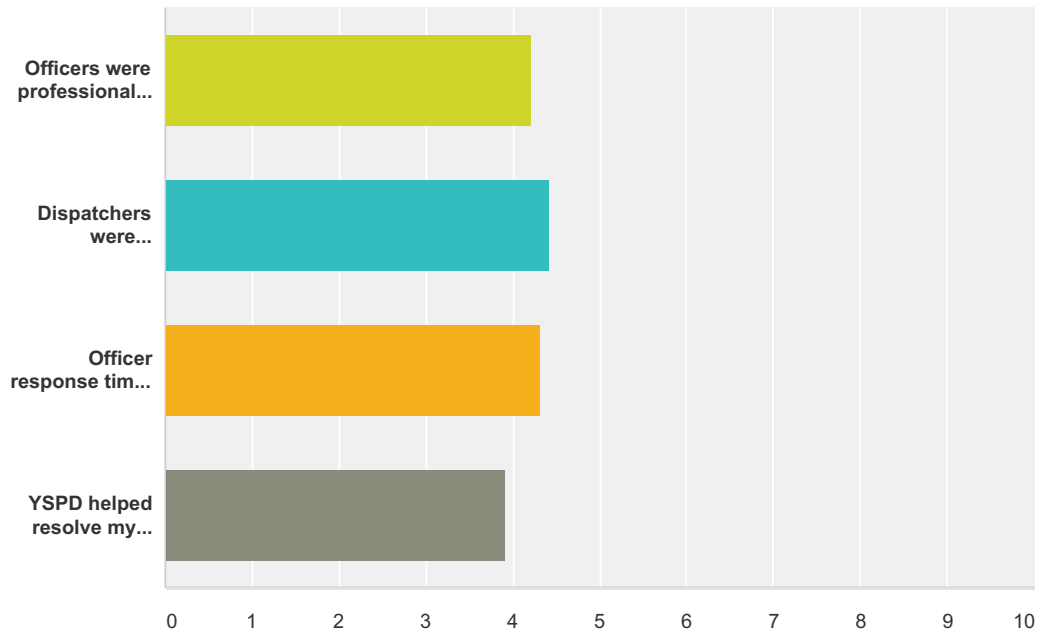
Answered: 450 Skipped: 27



Answer Choices	Responses
I called the police for assistance.	43.11% 194
I was a victim of a crime here.	16.22% 73
I witnessed, and was interviewed about, a crime here.	11.56% 52
None of the above	49.56% 223
Total Respondents: 450	

Q11 Based upon this experience, how would you rate the Yellow Springs Police Department?

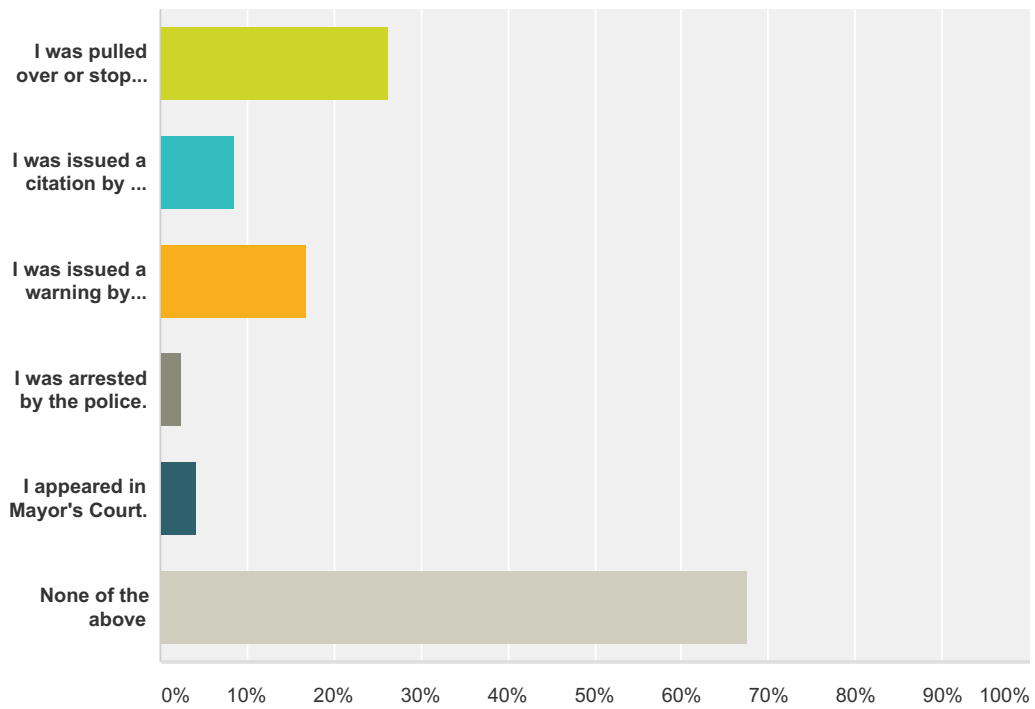
Answered: 232 Skipped: 245



	Strongly disagree	Slightly disagree	Neutral	Slightly agree	Strongly agree	N/A	Total	Weighted Average
Officers were professional and respectful.	8.41% 19	5.75% 13	7.08% 16	8.85% 20	65.04% 147	4.87% 11	226	4.22
Dispatchers were professional and respectful.	5.31% 12	2.65% 6	7.08% 16	11.06% 25	68.14% 154	5.75% 13	226	4.42
Officer response time was adequate.	5.26% 12	3.07% 7	8.77% 20	15.79% 36	60.09% 137	7.02% 16	228	4.32
YSPD helped resolve my issue.	12.00% 27	6.22% 14	11.11% 25	11.11% 25	52.44% 118	7.11% 16	225	3.92

Q12 In the past several years: (select all that apply)

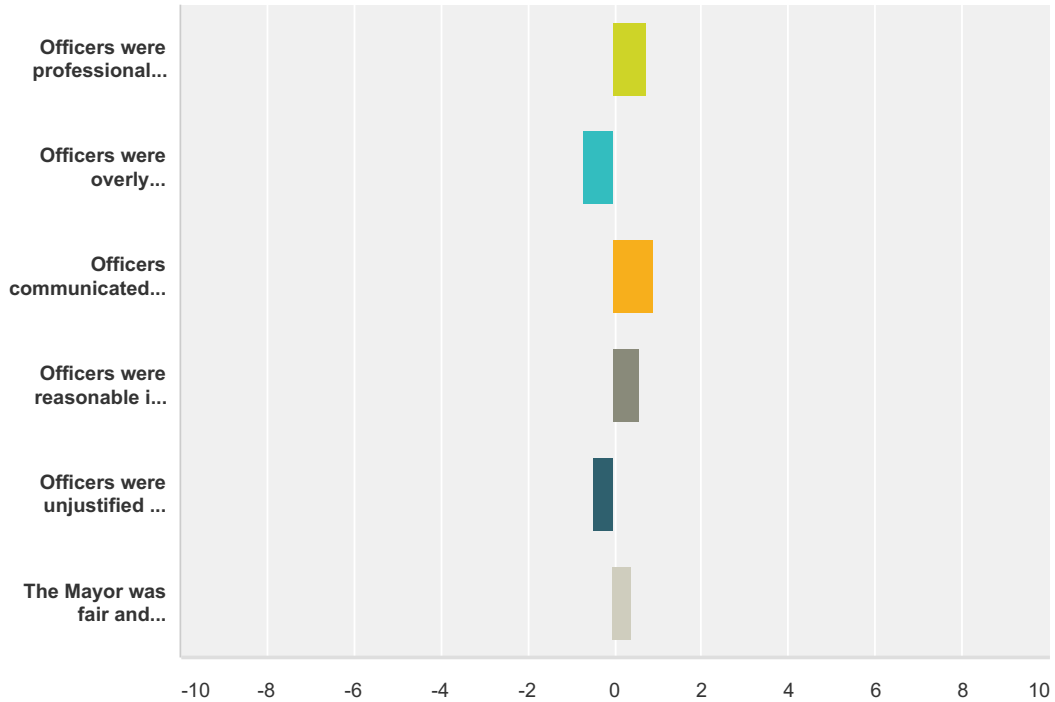
Answered: 449 Skipped: 28



Answer Choices	Responses	Count
I was pulled over or stopped by the police.	26.28%	118
I was issued a citation by the police.	8.46%	38
I was issued a warning by police.	16.93%	76
I was arrested by the police.	2.45%	11
I appeared in Mayor's Court.	4.23%	19
None of the above	67.71%	304
Total Respondents: 449		

Q13 Based upon this experience, how would you rate the Yellow Springs Police Department?

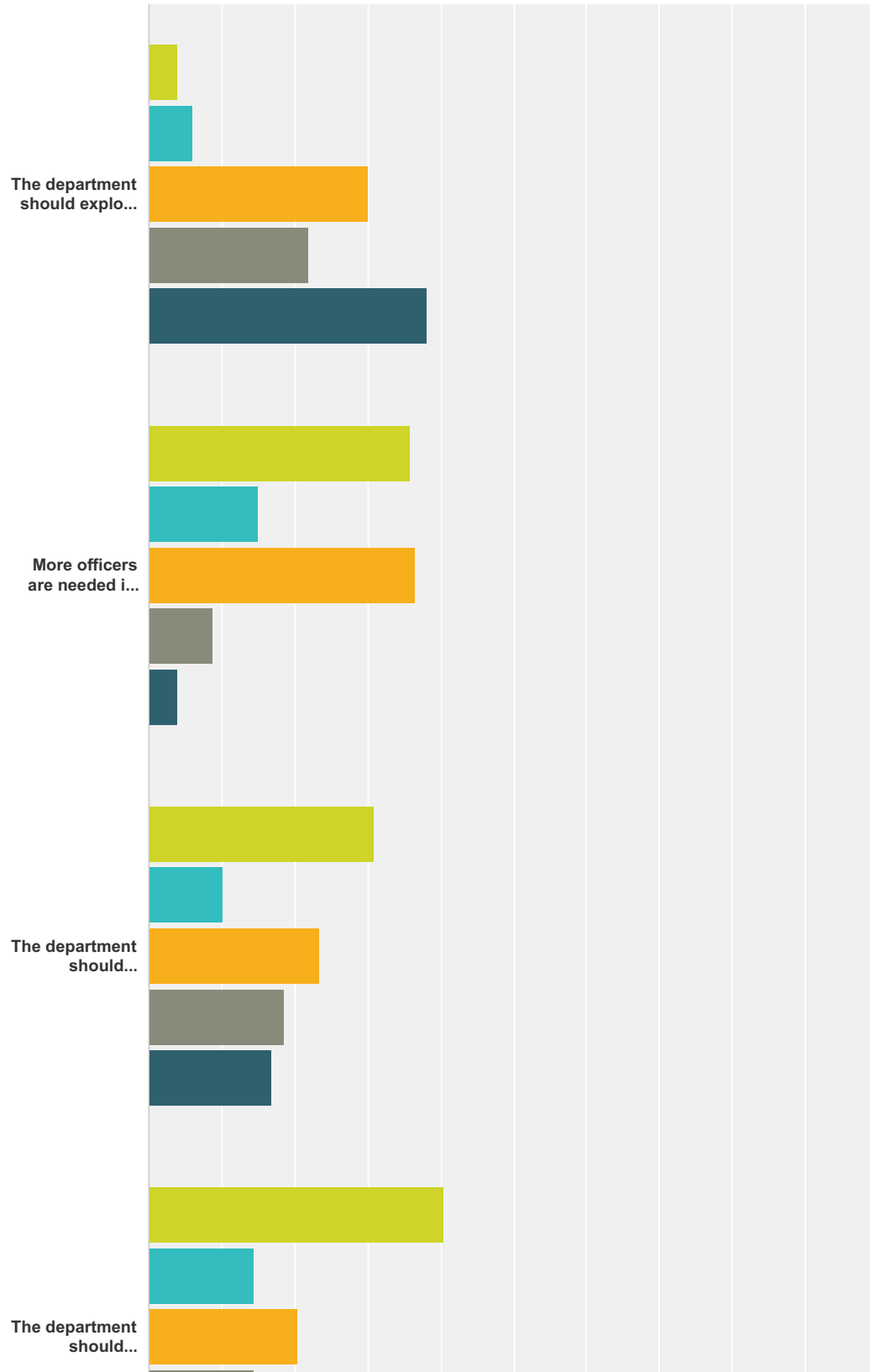
Answered: 144 Skipped: 333

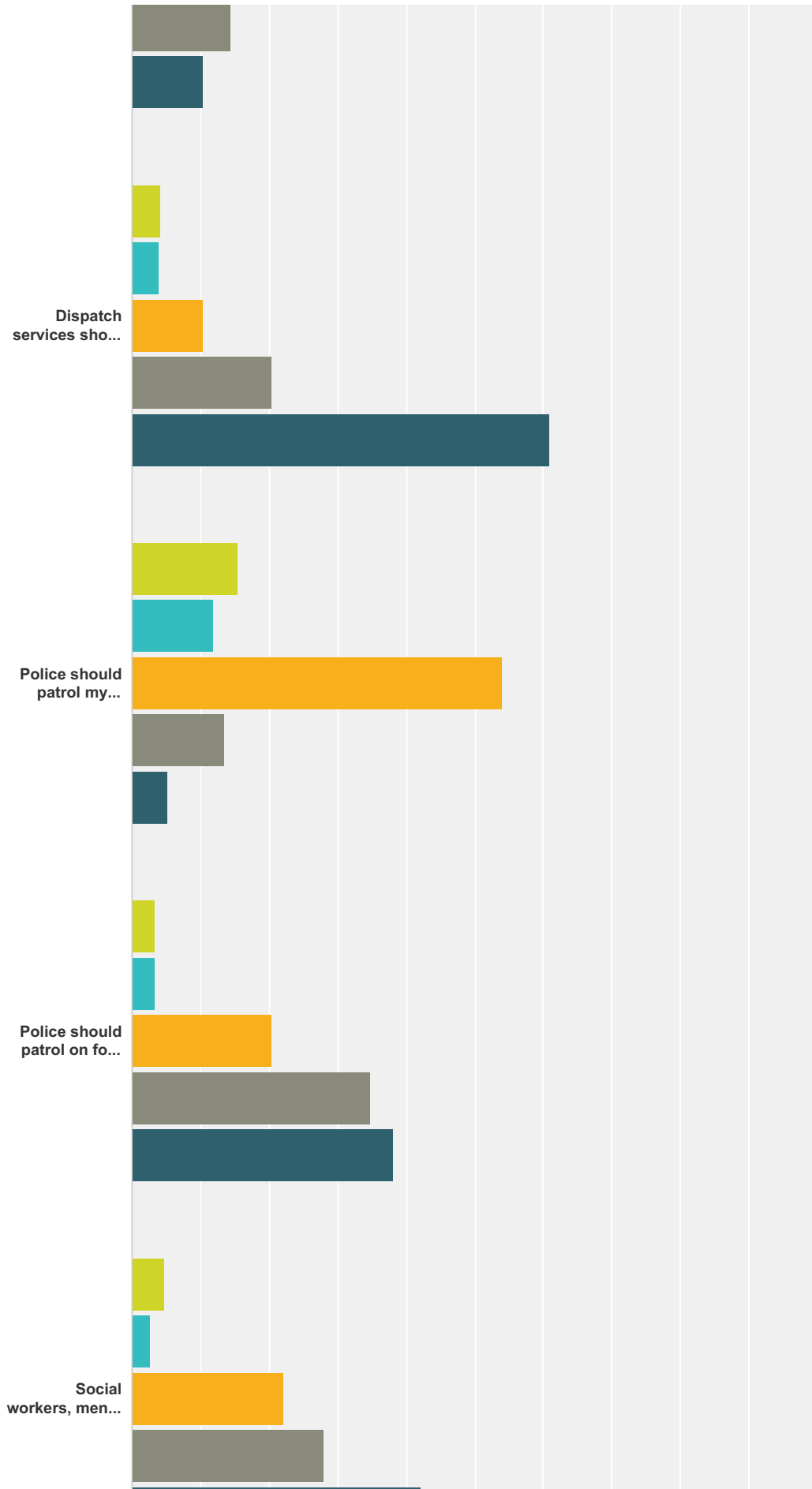


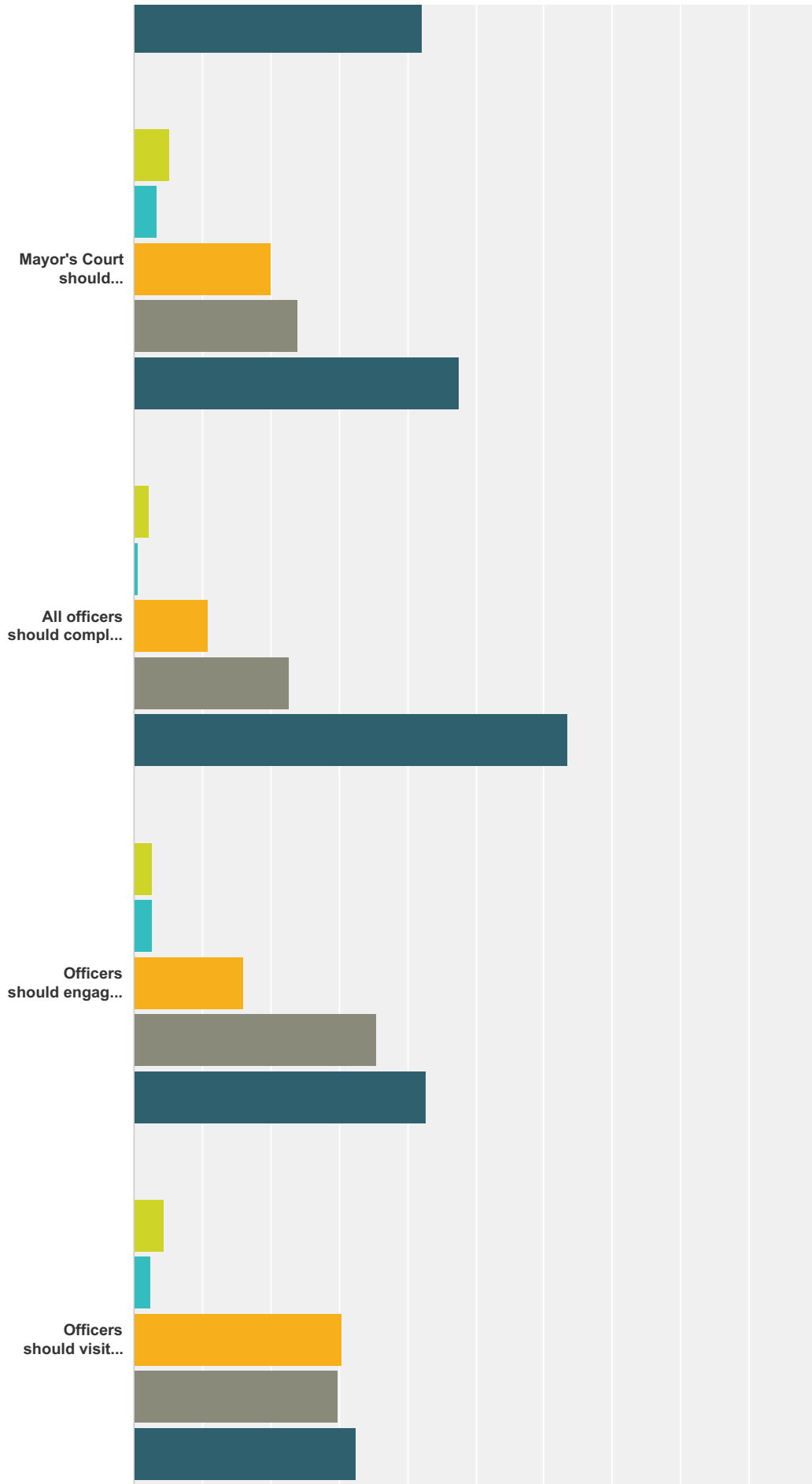
	Strongly disagree	Slightly disagree	Neutral	Slightly agree	Strongly agree	N/A	Total	Weighted Average
Officers were professional and respectful.	15.49% 22	9.86% 14	9.86% 14	9.86% 14	51.41% 73	3.52% 5	142	0.74
Officers were overly aggressive.	49.30% 70	7.75% 11	11.27% 16	14.08% 20	12.68% 18	4.93% 7	142	-0.70
Officers communicated in a clear and direct manner.	10.42% 15	7.64% 11	11.81% 17	20.83% 30	46.53% 67	2.78% 4	144	0.88
Officers were reasonable in their actions.	17.61% 25	11.27% 16	9.86% 14	14.79% 21	44.37% 63	2.11% 3	142	0.58
Officers were unjustified in their actions.	41.84% 59	12.77% 18	13.48% 19	12.06% 17	17.73% 25	2.13% 3	141	-0.50
The Mayor was fair and reasonable.	4.51% 6	2.26% 3	9.77% 13	1.50% 2	10.53% 14	71.43% 95	133	0.39

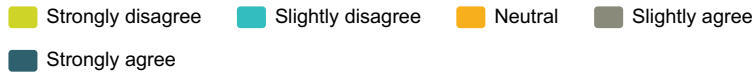
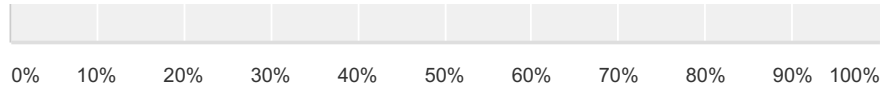
Q14 What are your opinions on the direction of the Yellow Springs Police Department?

Answered: 435 Skipped: 42





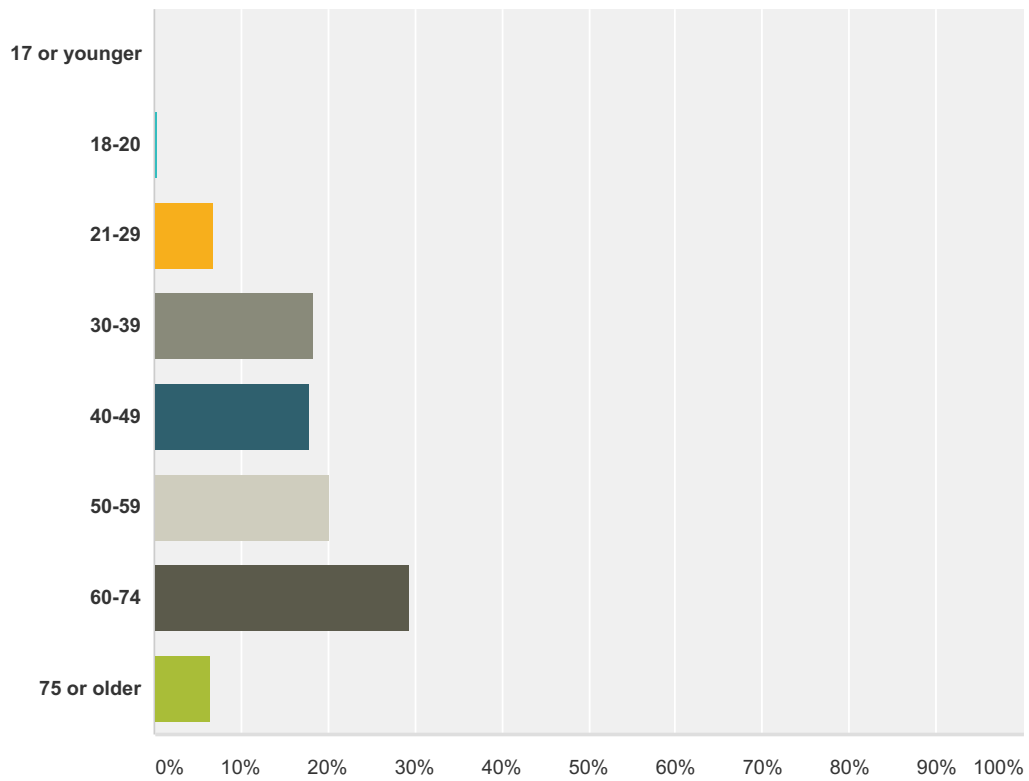




	Strongly disagree	Slightly disagree	Neutral	Slightly agree	Strongly agree	Total
The department should explore alternatives such as restorative justice.	3.97% 16	5.96% 24	30.02% 121	21.84% 88	38.21% 154	403
More officers are needed in Yellow Springs.	35.83% 153	14.99% 64	36.53% 156	8.67% 37	3.98% 17	427
The department should participate in the ACE Drug Task Force.	30.91% 132	10.30% 44	23.42% 100	18.50% 79	16.86% 72	427
The department should participate in the regional SWAT team.	40.47% 172	14.35% 61	20.47% 87	14.35% 61	10.35% 44	425
Dispatch services should remain local.	4.19% 18	3.95% 17	10.47% 45	20.47% 88	60.93% 262	430
Police should patrol my neighborhood more often.	15.42% 66	11.92% 51	53.97% 231	13.55% 58	5.14% 22	428
Police should patrol on foot or bicycle more often.	3.25% 14	3.25% 14	20.42% 88	34.80% 150	38.28% 165	431
Social workers, mental health professionals and non-sworn emergency respondents should play a larger role in public safety.	4.90% 21	2.80% 12	22.14% 95	27.97% 120	42.19% 181	429
Mayor's Court should adjudicate on as many local matters as possible.	5.13% 22	3.26% 14	20.05% 86	24.01% 103	47.55% 204	429
All officers should complete the 40-hour Crisis Intervention Training.	2.34% 10	0.70% 3	10.77% 46	22.72% 97	63.47% 271	427
Officers should engage informally with the public more often.	2.80% 12	2.80% 12	16.08% 69	35.43% 152	42.89% 184	429
Officers should visit the schools and speak with students more often.	4.40% 19	2.55% 11	30.56% 132	29.86% 129	32.64% 141	432

Q15 Which category below includes your age?

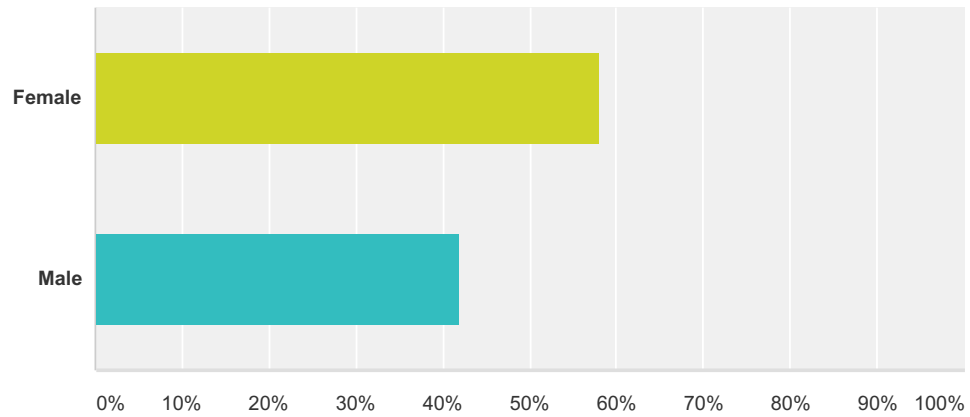
Answered: 430 Skipped: 47



Answer Choices	Responses
17 or younger	0.00% 0
18-20	0.47% 2
21-29	6.98% 30
30-39	18.37% 79
40-49	17.91% 77
50-59	20.23% 87
60-74	29.53% 127
75 or older	6.51% 28
Total	430

Q16 What is your gender?

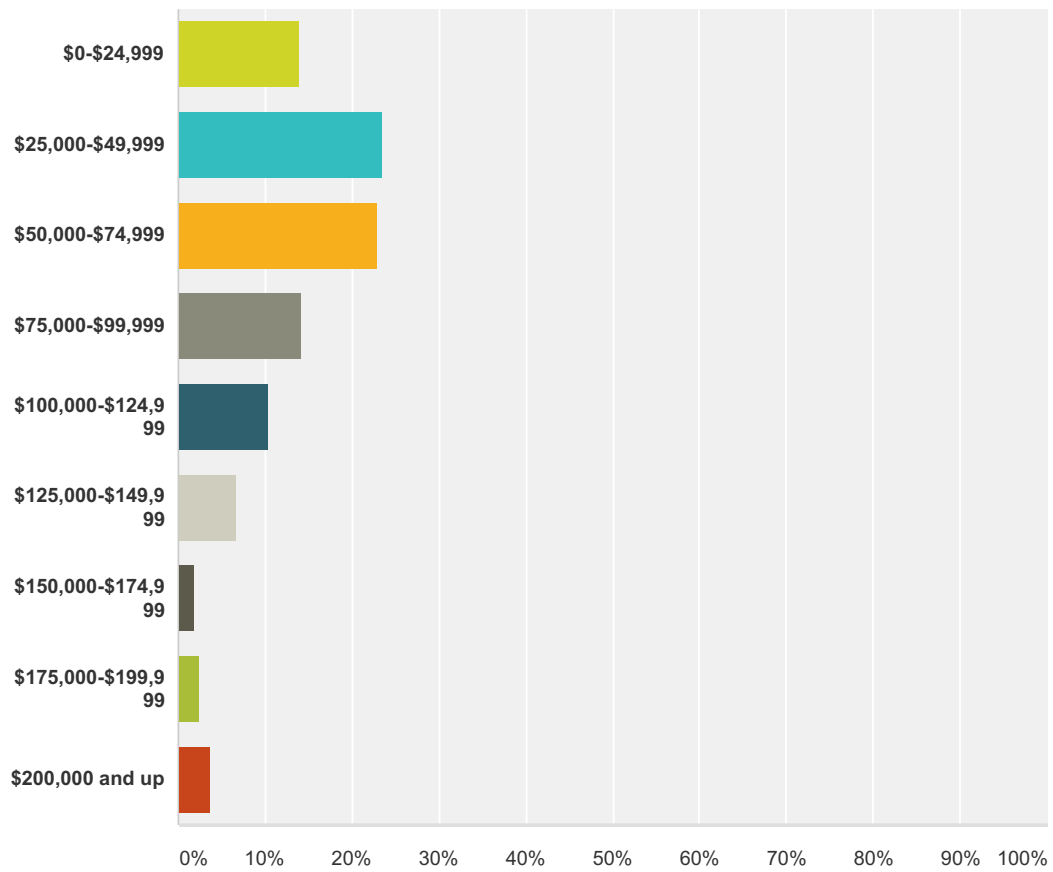
Answered: 426 Skipped: 51



Answer Choices	Responses
Female	57.98% 247
Male	42.02% 179
Total	426

Q17 What is your approximate average household income?

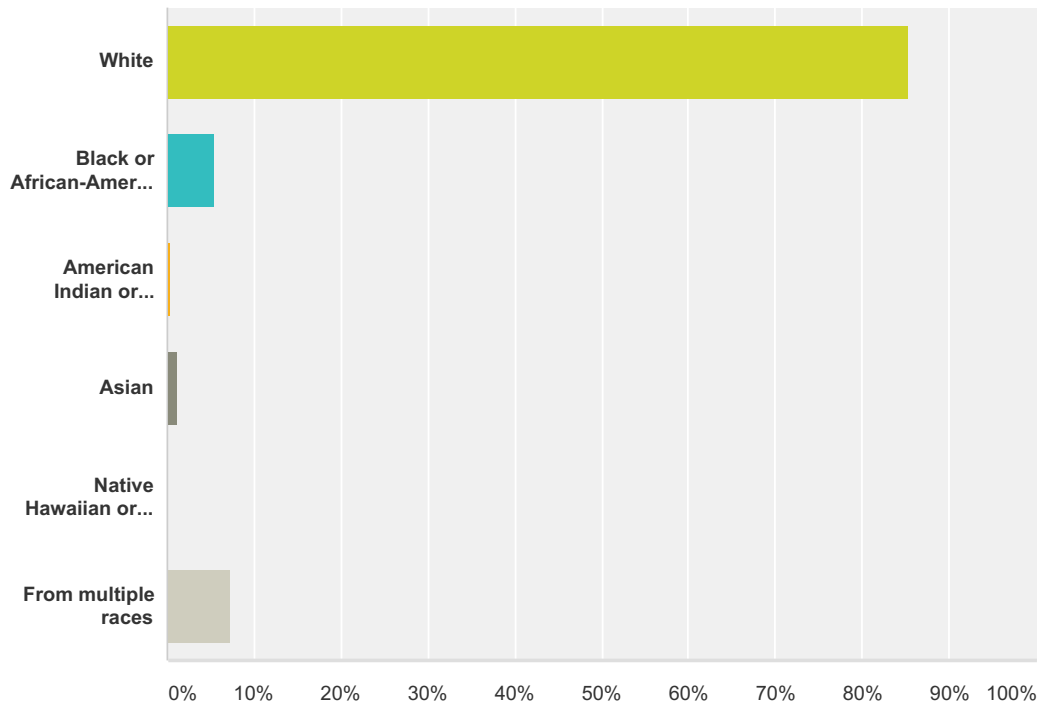
Answered: 406 Skipped: 71



Answer Choices	Responses
\$0-\$24,999	14.04% 57
\$25,000-\$49,999	23.65% 96
\$50,000-\$74,999	22.91% 93
\$75,000-\$99,999	14.29% 58
\$100,000-\$124,999	10.34% 42
\$125,000-\$149,999	6.65% 27
\$150,000-\$174,999	1.97% 8
\$175,000-\$199,999	2.46% 10
\$200,000 and up	3.69% 15
Total	406

Q18 What is your ethnicity/race?

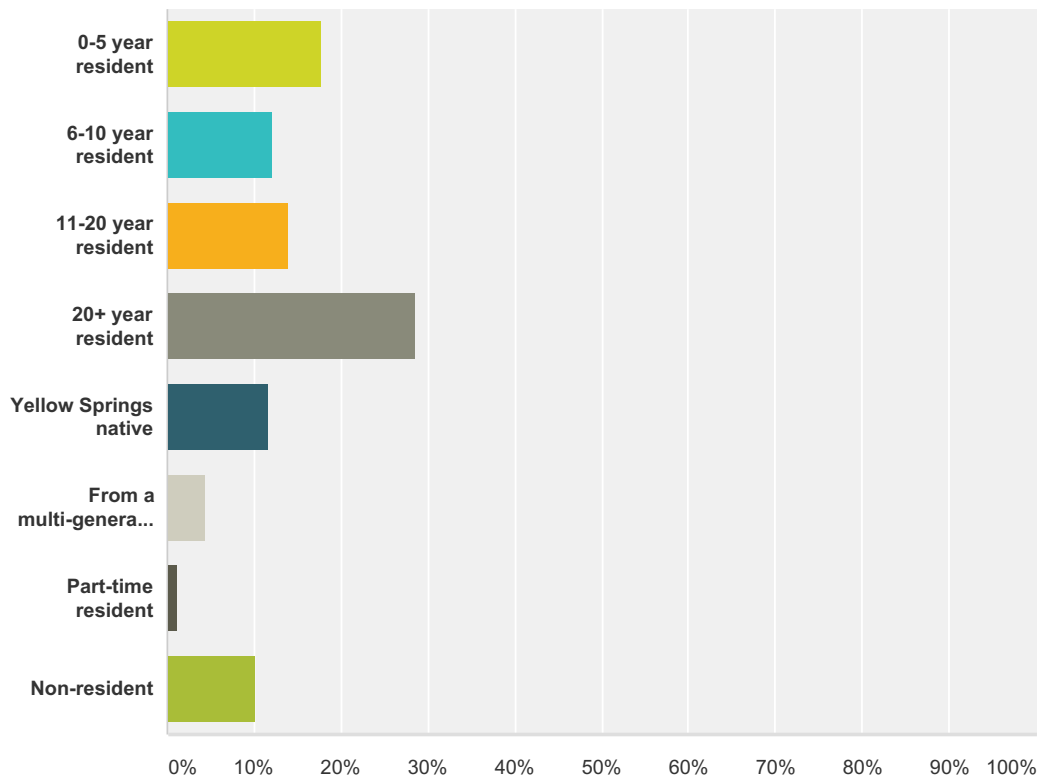
Answered: 406 Skipped: 71



Answer Choices	Responses	Count
White	85.47%	347
Black or African-American	5.42%	22
American Indian or Alaskan Native	0.49%	2
Asian	1.23%	5
Native Hawaiian or other Pacific Islander	0.00%	0
From multiple races	7.39%	30
Total		406

Q19 What describes your history in Yellow Springs?

Answered: 429 Skipped: 48



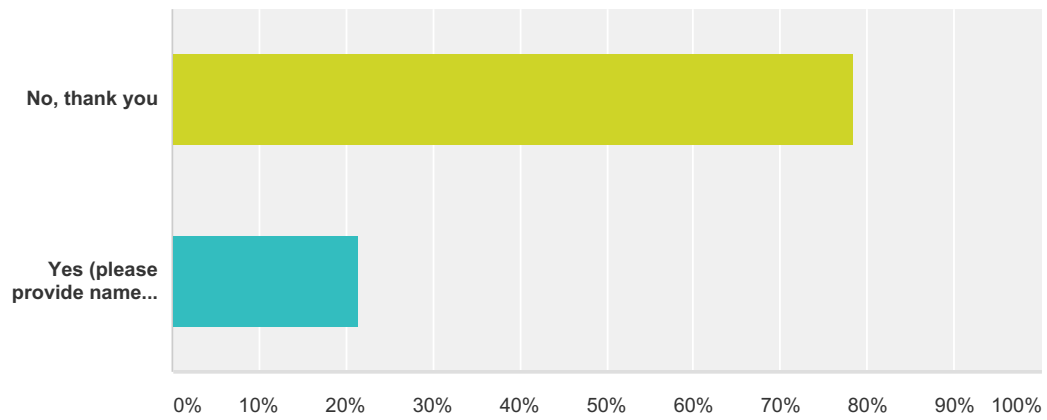
Answer Choices	Responses
0-5 year resident	17.72% 76
6-10 year resident	12.12% 52
11-20 year resident	13.99% 60
20+ year resident	28.67% 123
Yellow Springs native	11.66% 50
From a multi-generational family	4.43% 19
Part-time resident	1.17% 5
Non-resident	10.26% 44
Total	429

**Q20 Please share any additional thoughts
or concerns about local policing.**

Answered: 104 Skipped: 373

Q21 May we contact you for further information?

Answered: 427 Skipped: 50



Answer Choices	Responses
No, thank you	78.45% 335
Yes (please provide name and phone # or email)	21.55% 92
Total	427